

Confirmed Minutes

Ordinary Council meeting

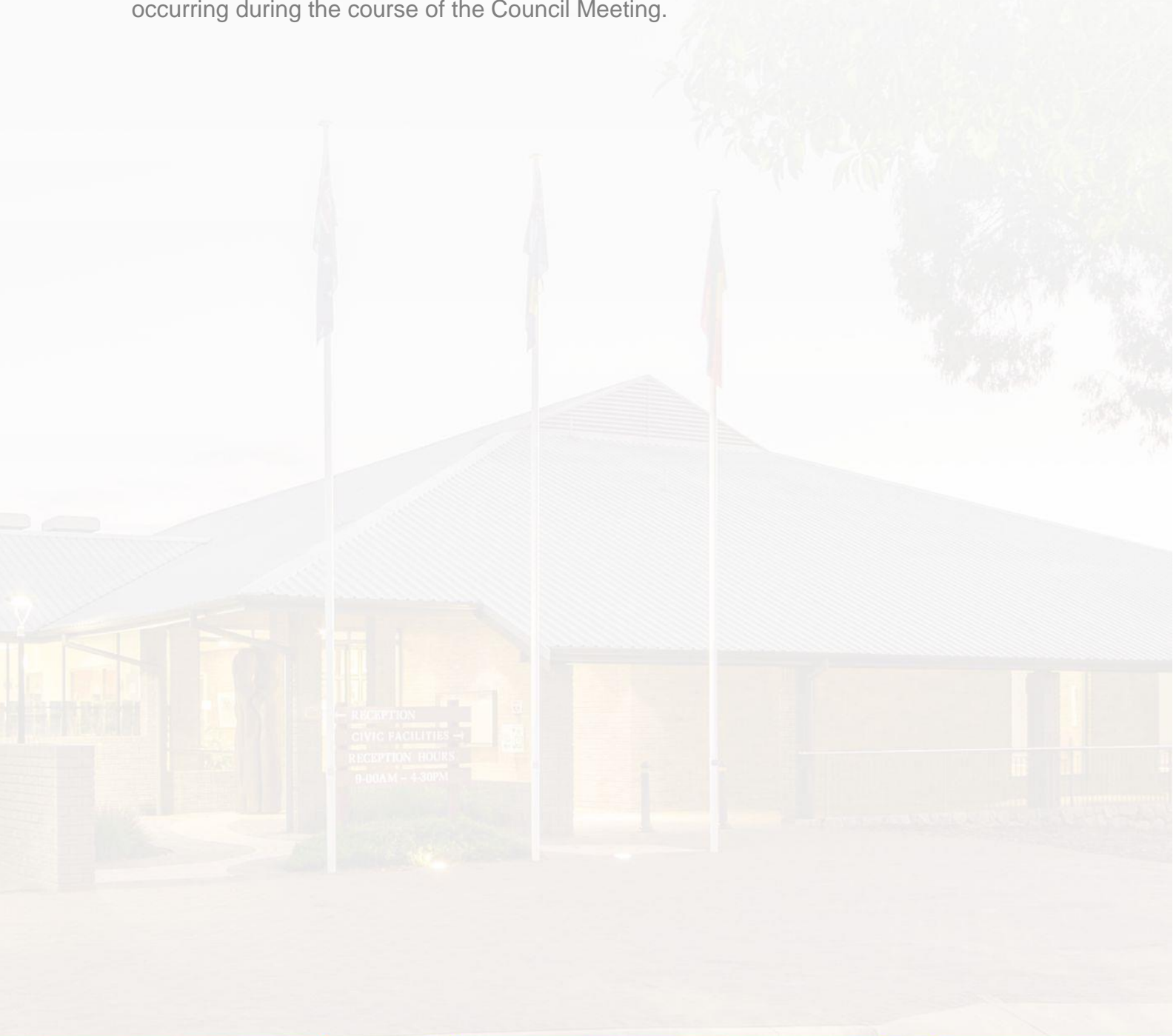
11 February 2025

I certify that the minutes of the meeting of the ordinary council held on 11 February 2025 were confirmed on 11 March 2025.

Presiding Member

ATTENTION/DISCLAIMER

The purpose of this Council Meeting is to discuss and, where possible, make resolutions about items appearing on the agenda. Whilst Council has the power to resolve such items and may in fact appear to have done so at the meeting, no person should rely on or act on the basis of such decision or on any advice or information provided by a Council Member or employee, or on the content of any discussion occurring during the course of the Meeting. Persons should be aware that regulation 10 of the Local Government (Administration) Regulations 1996 establishes procedures to revoke or change a Council decision. No person should rely on the decisions made by Council until formal written advice of the Council decision is received by that person. The Shire of Mundaring expressly disclaims liability for any loss or damage suffered by any person as a result of relying on or acting on the basis of any resolution of Council, or any advice or information provided by a Council Member or employee, or the content of any discussion occurring during the course of the Council Meeting.



CONTENTS

1.0	OPENING PROCEDURES	5
1.1	RECORD OF ATTENDANCE	5
2.0	ANNOUNCEMENTS BY PRESIDING MEMBER WITHOUT DISCUSSION	6
3.0	DECLARATION OF INTEREST	6
3.1	DECLARATION OF FINANCIAL INTEREST AND PROXIMITY INTERESTS	6
3.2	DECLARATION OF INTEREST AFFECTING IMPARTIALITY	6
4.0	RESPONSE TO PREVIOUS PUBLIC QUESTIONS TAKEN ON NOTICE	7
4.1	QUESTION TAKEN ON NOTICE - ORDINARY COUNCIL MEETING 28 JANUARY 2025 - MONIKA REIF	7
4.2	QUESTION TAKEN ON NOTICE - ORDINARY COUNCIL MEETING 28 JANUARY 2025 - CHRISTIAN JACKSON-STEGNER	7
5.0	PUBLIC QUESTION TIME	7
6.0	APPLICATIONS FOR LEAVE OF ABSENCE	8
7.0	CONFIRMATION OF MINUTES OF PREVIOUS MEETINGS	8
	C1.02.25	8
8.0	PRESENTATIONS	8
8.1	DEPUTATIONS	8
8.2	PETITIONS	8
8.3	PRESENTATIONS	8
9.0	REPORTS OF COMMITTEES	9
	CHANGE OF ORDER OF BUSINESS	9
	C2.02.25	9
10.0	REPORTS OF EMPLOYEES	10
10.2	APPOINTMENT OF PRESIDING MEMBER AND DEPUTY PRESIDING MEMBER - AUDIT AND RISK COMMITTEE	10
	C3.02.25	13
10.3	COMMENCEMENT OF LOCAL LAW AMENDMENT	14
	C4.02.25	19
10.4	LONG TERM FINANCIAL PLAN 2025-2034	21
	C5.02.25	25
10.5	MONTHLY FINANCIAL REPORT FOR THE PERIOD ENDED 31 DECEMBER 2024	84
	C6.02.25	86
10.6	LIST OF PAYMENTS FOR DECEMBER 2024	101
	C7.02.25	103

11.0 COUNCIL MEMBERS MOTIONS OF WHICH PREVIOUS NOTICE HAS BEEN GIVEN	137
11.1 NOTICE OF MOTION - WASTE SERVICES - CR ELLERY	137
6.56PM MEETING CLOSED TO THE PUBLIC	139
C8.02.25	139
C9.02.25	139
7.31PM MEETING ADJOURNED	140
C10.02.25	140
7.36PM MEETING RESUMED	140
C11.02.25	140
10.1 TENDER OUTCOME - DESIGN AND CONSTRUCTION SUPERVISION FOR MUNDARING CULTURAL HUB	141
8.03PM MEETING ADJOURNED	145
C12.02.25	145
8.10PM MEETING RESUMED	146
C13.02.25	146
8.15PM MEETING OPENED TO PUBLIC	146
C14.02.25	146
12.0 URGENT BUSINESS (LATE REPORTS)	147
13.0 CONFIDENTIAL REPORTS	147
14.0 CLOSING PROCEDURES	147
14.1 DATE, TIME AND PLACE OF THE NEXT MEETING	147
14.2 CLOSURE OF THE MEETING	147

ORDINARY COUNCIL MEETING COUNCIL CHAMBER

1.0 OPENING PROCEDURES

The Presiding Member declared the meeting open at 6.30pm.

Acknowledgement of Country

Shire of Mundaring respectfully acknowledges the Whadjuk people of the Noongar Nation, who are the traditional custodians of this land. We acknowledge Elders past, present and emerging and respect their continuing culture and the contribution they make to the region.

Recording of Meeting

Members of Council and members of the gallery are advised that this meeting will be livestreamed and audio-recorded.

1.1 Record of Attendance

The President confirmed that they have received Cr Ellery's declaration to attend this meeting by electronic means in accordance with section 14CA of the Local Government (Administration) Regulations 1996.

Council Members	Pres Paige McNeil (Presiding Member)	Central Ward
	Cr Trish Cook (Deputy President)	South Ward
	Cr Luke Ellery (attending via electronic means)	South Ward
		<i>(joined the meeting at 6.38pm)</i>
		<i>(left the meeting at 8.10pm)</i>
	Cr Doug Jeans	Central Ward
	Cr Prapti Mehta	Central Ward
	Cr John Daw	East Ward
	Cr Neridah Zlatnik	East Ward
	Cr Jo Cicchini	West Ward
Staff	Garry Bird	Acting Chief Executive Officer
	Megan Griffiths	Director Strategic & Community Services
	Mark Luzi	Director Statutory Services
	Shane Purdy	Director Infrastructure Services
	Stan Kocian	Manager Finance & Governance
		<i>(left the meeting at 6.54pm)</i>
	Grace Peacock	Minute Secretary
Apologies	Nil	
Absent	Nil	
Leave of Absence	Cr Karen Beale	West Ward
Guests	Nil	

2.0 ANNOUNCEMENTS BY PRESIDING MEMBER WITHOUT DISCUSSION

2.1 Inclusive Sports Expo

The Shire of Mundaring hosted an Inclusive Sports Expo on Thursday 30 January, at Mundaring Arena. The event aimed to raise awareness of inclusive sports opportunities and highlight local organisations and clubs supporting people with disabilities. Thirty participants attended, with many expressing a strong interest in joining sports clubs in the future.

The event was delivered in partnership with the WA Disabled Sports Association (WADSA) and Blind Sports WA. Local partners included the Hills Raiders Basketball Association, which is piloting a new Hoops Program and the Hills Night Hockey Association that promote the Hockey for All program together with Hockey WA.

3.0 DECLARATION OF INTEREST

3.1 Declaration of Financial Interest and Proximity Interests

Council Members must disclose the nature of their interest in matters to be discussed at the meeting (*Part 5 Division 6 of the Local Government Act 1995*).

Employees must disclose the nature of their interest in reports or advice when giving the report or advice to the meeting (*Sections 5.70 and 5.71 of the Local Government Act 1995*).

Nil

3.2 Declaration of Interest Affecting Impartiality

A Council Member or an employee who has an interest in a matter to be discussed at the meeting must disclose that interest (*Shire of Mundaring Code of Conduct, Local Government (Admin) Reg. 34C*).

Nil

4.0 RESPONSE TO PREVIOUS PUBLIC QUESTIONS TAKEN ON NOTICE

4.1 Question Taken on Notice - Ordinary Council Meeting 28 January 2025 - Monika Reif

Question 1

In light of the evidence exposed by the US Government FDA that the covid injections contain DNA contamination of 145 times the legal limit, and the stance taken by the Port Hedland Council to suspend further injections by those contaminated drugs, why is the Mundaring Shire reluctant to offer its ratepayers the same health protection as the Port Hedland Council has done?

Response

The Shire has received correspondence from the Town of Port Hedland regarding this matter, however has formed the view that this is not an issue that is the responsibility of local government and it is more appropriate for the State Government to respond.

4.2 Question Taken on Notice - Ordinary Council Meeting 28 January 2025 - Christian Jackson-Stegner

At the Ordinary Council meeting held 28 January 2025, Mr Christian Jackson-Stegner of Chidlow asked a question which was taken on notice. A response will be provided to Mr Jackson-Stegner by the Acting Chief Executive Officer in writing. Below is a summary of the questions and the response provided.

Question 1

Regarding a question I read in the Chidlow neighbourhood page about the Chidlow town water pressure, and tonight the Progress Association has a meeting about that, I'm asking what kind of relationship has the Shire or the Shire officers with the WA Water Corporation and would there be any option to get involved and support locals with this problem?

Response

Thank you for bringing this matter to the Shire's attention. Officers will contact the Water Corporation to report the matter and seek to have the water pressure issues investigated and rectified. An update will be provided to the Chidlow Progress Association once a response has been received.

5.0 PUBLIC QUESTION TIME

15 minutes (with a possible extension of two extra 15 minute periods) are set aside at the beginning of each Council meeting to allow members of the public to ask questions of Council.

Public Question Time is to be conducted in accordance with Shire of Mundaring Meeting Procedures Local Law 2015.

Summary of Question		Summary of Response
Herby (Karl) Titelius		
1.	What is the Mundaring Shire doing to encourage State and Federal levels of government to explain the environmental and economic merits of getting the Nature Positive Legislation done and enacted?	Director Statutory Services advised the Shire notes that the legislation is currently on hold until further notice and the Shire is not currently proposing any specific action with regard to this matter.
2.	What is the Shire doing to promote Nature Positive Legislation for environment and economics to be partners as the overdue new normal for this and other Shires to get sustainable development and environmental stewardship normalised?	Director Statutory Services advised the Shire takes great pride in declaring itself to be the heart of Perth Hills and the Place for Sustainable Living. In pursuit of this approach the current Council Plan 2024 - 2034 details measures that seek integration and balance with regard to social, economic and environmental aspirations to meet both current and future needs of the community.

6.0 APPLICATIONS FOR LEAVE OF ABSENCE

Nil

7.0 CONFIRMATION OF MINUTES OF PREVIOUS MEETINGS

RECOMMENDATION / COUNCIL DECISION		C1.02.25
Moved by	Cr Cicchini	Seconded by Cr Daw
That the Minutes of the Ordinary Council Meeting held 28 January 2025 be confirmed.		
CARRIED 8/0		
For:	Pres McNeil, Cr Cook, Cr Ellery, Cr Jeans, Cr Mehta, Cr Daw, Cr Zlatnik and Cr Cicchini	
Against:	Nil	

8.0 PRESENTATIONS

8.1 Deputations

Nil

8.2 Petitions

Nil

8.3 Presentations

Nil

9.0 REPORTS OF COMMITTEES

Nil

Change of Order of Business

MOTION / COUNCIL DECISION				C2.02.25
Moved by	Cr Jeans	Seconded by	Cr Mehta	
That the order of business be changed as follows:				
<ul style="list-style-type: none">Item 10.2 be brought forward and considered following item 9.1.Item 10.1 be considered following item 11.1				
				CARRIED 8/0
For:	Pres McNeil, Cr Cook, Cr Ellery, Cr Jeans, Cr Mehta, Cr Daw, Cr Zlatnik and Cr Cicchini			
Against:	Nil			

10.0 REPORTS OF EMPLOYEES

10.2 Appointment of Presiding Member and Deputy Presiding Member - Audit and Risk Committee

File Code	GV.MTG 6.1
Author	Elizabeth Nicholls, Governance Co-ordinator
Senior Employee	Garry Bird, Director Corporate Services
Disclosure of Any Interest	Nil
Attachments	Nil

PURPOSE

To appoint a presiding member and deputy presiding member to the Audit and Risk Committee.

BACKGROUND

Recent amendments to the *Local Government Act 1995* (the Act) included a requirement that the presiding member of a committee must be appointed by Council. Additionally, council may appoint the deputy presiding member.

Transitional provisions were provided for existing committees established under section 5.8 of the Act to make its first appointment of the presiding member under new section 5.12(1) no later than 1 July 2025.

Following the 2023 local government election, nominations were sought for external members to be appointed to the Audit and Risk Committee. Council appointed two external members at the November 2023 Ordinary Council Meeting for a term expiring at the 2025 local government election.

The current presiding member and deputy presiding member of the Audit and Risk Committee were appointed at the Audit and Risk Committee meeting held 11 December 2023.

STATUTORY / LEGAL IMPLICATIONS

The Audit and Risk Committee is established under section 5.8 of the Act and is comprised of council members and other persons (referred to as ‘external members’ in the adopted Terms of Reference) consistent with section 5.9 of the Act.

Section 5.12(1) of the Act provides that the Shire must appoint (by absolute majority) a member of a committee to be the presiding member of the committee.

Section 5.12(2) of the Act provides that the Shire may appoint (by absolute majority) a member of a committee to be the deputy presiding member of the committee.

The *Local Government Amendment Act 2024* provides the following in relation to the establishment of the audit, risk and improvement committee:

- (1) *A local government must establish a committee of its council under section 5.8 to be called the audit, risk and improvement committee.*
- (2) *The following provisions apply in respect of the membership of the audit, risk and improvement committee —*

- (a) *an employee of the local government is not to be a member;*
- (b) *no member is to be nominated by, or is to be appointed to represent, any employee of the local government;*
- (c) *section 5.10(1)(b) does not apply.*
- (3) *The presiding member of the audit, risk and improvement committee cannot be a council member of the local government or of any other local government.*
- (4) *Any deputy presiding member of the audit, risk and improvement committee cannot be a council member of the local government or of any other local government.*

Updated Terms of Reference will be prepared and presented to Council for adoption prior to the 2025 local government election to reflect the amended legislation.

POLICY IMPLICATIONS

The “Code of Conduct for Council Members, Committee Members and Candidates” (1.1) provides an expected standard of conduct for council members and committee members appointed to the Committee.

The “Committees, Advisory Groups, Representatives Meeting and Working Groups Policy” (2.8) relates.

FINANCIAL IMPLICATIONS

The “Council Member and Independent Committee Member Fees, Expenses and Allowances Policy” (1.5) provides for the payment of committee members. A budget allocation is included in the 2024/25 budget.

STRATEGIC IMPLICATIONS

Shire of Mundaring Council Plan 2024 - 2034

Objective 10 - Sustainable Governance

Outcome 10.1 - Strengthen organisational culture, governance, financial management and asset management.

SUSTAINABILITY IMPLICATIONS

Nil

RISK IMPLICATIONS

Risk: Compliance: Council fails to appoint a presiding member to the Audit and Risk Committee by 1 July 2025 resulting in non-compliance.		
Likelihood	Consequence	Rating
Possible	Minor	Moderate
Action / Strategy		
Council appoints the presiding member of the Audit and Risk Committee by absolute majority.		

CORPORATE COMMUNICATIONS

The Council Decision will be communicated in the following way/s.

Direct to stakeholder/s	✓
Website article/ post	
Social media post	
Print article/ media release	
E-newsletter/ Community update	
Advertisement	
Nil	

EXTERNAL CONSULTATION

The current presiding member of the Audit and Risk Committee has been contacted regarding the requirement that Council appoint the presiding member.

The other external member appointed to the Audit and Risk Committee has been contacted to determine their interest in being appointed the deputy presiding member.

COMMENT

Generally, the Shire has appointed an external member as the presiding member of the Audit and Risk Committee to provide an element of independent oversight and technical expertise. This has been echoed in the recent amendments to the Act.

Presiding Member

The current presiding member, Mr Tony Whitcomb, has advised they are willing to nominate for the position of presiding member. Their application for the position of committee member following the 2023 local government election is attached (**Confidential Attachment 1**).

Deputy Presiding Member

The current deputy presiding member, Cr Trish Cook of the Audit and Risk Committee is a council member. With the amendment of the Act, this appointment is no longer lawful.

The other external member, Ms Shona Zulsdorf has advised they are willing to nominate for the position of deputy presiding member. Their application for the position of committee member following the 2023 local government election is attached (**Confidential Attachment 2**).

VOTING REQUIREMENT

Absolute Majority - *Local Government Act 1995* section 5.12 (1) and (2)

MOTION / COUNCIL DECISION		C3.02.25	
Moved by	Cr Mehta	Seconded by	Cr Cook
That Council:			
<ol style="list-style-type: none">1. Appoint, by absolute majority, Mr Tony Whitcomb as presiding member of the Audit and Risk Committee for a period expiring at the 2025 local government election.2. Appoint, by absolute majority, Ms Shona Zulsdorf as deputy presiding member of the Audit and Risk Committee for a period expiring at the 2025 local government election.			
CARRIED BY ABSOLUTE MAJORITY 8/0			
For:	Pres McNeil, Cr Cook, Cr Ellery, Cr Jeans, Cr Mehta, Cr Daw, Cr Zlatnik and Cr Cicchini		
Against:	Nil		

10.3 Commencement of Local Law Amendment

File Code	LE.LLW
Author	Elizabeth Nicholls, Governance Co-ordinator
Senior Employee	Garry Bird, Director Corporate Services
Disclosure of Any Interest	Nil
Attachments	1. DLGSC Operational Guideline - Appendix 1 - Local Law Making Process ↓

PURPOSE

For Council to consider commencement of the local law amendment process, specifically for the *Signs Local Law 2009*.

BACKGROUND

At the Ordinary Council Meeting held 12 November 2024 it was resolved, in part (C6.11.24):

4. *Requests that a report be presented to Council by February 2025 to consider amending the Shire of Mundaring Signs Local Law 2009 in accordance with section 3.12 of the Local Government Act 1995.*

Further, at the Ordinary Council Meeting held 28 January 2025, it was resolved, in part (C15.01.25):

5. *Consider amendments to the Signs Local Law 2009 to align with this Policy at a future Council meeting.*

A periodic local law review was completed in 2023 consistent with section 3.16 of the *Local Government Act 1995* (the Act). At the time of the review, legislation provided that the review was to be completed within a period of eight years, this has since been amended to a period of 15 years. Transitional provisions were included in the Act amendments with the next review due in 2038.

At the Ordinary Council Meeting held 12 December 2023 (C5.12.23), it was resolved as follows:

Recommendation 1

That Council writes to each of the respondent who made a submission to the local law review thanking them for their contribution and advise the outcome of the review.

Recommendation 2

That Council, by absolute majority, in accordance with section 3.16 of the Local Government Act 1995, makes the following determinations resulting from the periodic local law review:

1. *Confirms the following local laws should not be repealed or amended and are to continue in operation:*
 - a. *Activities on Thoroughfares and Trading in Public Places Local Law 2004;*
 - b. *Cemeteries Local Law 2013;*
 - c. *Dogs Local Law 2017;*

- d. *Extractive Industries Local Law 2013;*
 - e. *Fencing Local Law 2014;*
 - f. *Local Government Property Local Law 2013;*
 - g. *Parking Local Law 2009;*
 - h. *Signs Local Law 2009.*
2. *Confirms the following local laws will be amended:*
 - a. *Meeting Procedures Local Law 2015, with the amendment process to commence as soon as the State Government provides clear direction on the proposed standardised meeting procedures to be applied across all Local Governments;*
 - b. *Bush Fires Brigades Local Law 2013, with the amendment process to commence when the State Government amends the Bush Fires Act 1954 or creates new legislation addressing emergency services; and*
 3. *Confirms the Keeping of Cats Local Law 2015 will be repealed, with the repeal process to commence upon the State Government amending the Cat Act 2011, and draft a new Cats local law in accordance with section 3.12 of the Local Government Act 1995.*

Recommendation 3

1. *That Council advocates to the Western Australia Local Government Association via the East Metropolitan Regional Zone that the model Bush Fire Brigades local law be reviewed to address issues raised by the community; and*
2. *That Council advocates to the State Government for a review of the Cat Act 2011 and associated regulations to convey the community's desire for better environmental / wildlife protection from cats, and an urgent review of the Cat Act 2011, including a review of the powers and penalties for the control of cats.*

Should Council resolve to commence the amendment of the Shire's existing local laws or make new local laws, the outcomes of the local law review will be used to inform the purpose and effect.

STATUTORY / LEGAL IMPLICATIONS

Section 3.12 of the Act prescribes the process for making a new local law, which is the same process as amending an existing local law.

This process is significantly different from the review of a local law as prescribed by section 3.16 of the Act (which determines if a local law is obsolete and should be revoked or if the local law remains relevant and useful).

Local laws are not able to be contrary to any written laws with the head of power provided by various legislation:

- The *Local Government Act 1995* enables the making of Activities on Thoroughfares and Trading in Public Places local law, Extractive Industries local law, Local Government Property local law, Meeting Procedures local law, Parking local law, and Signs local law
- The *Cat Act 2011* enables the making of Keeping of Cats local law
- The *Dog Act 1976* enables the making of Dogs local law
- The *Dividing Fences Act 1961* enables the making of Fencing local law

- The *Cemeteries Act 1986* enables the making of Cemeteries local law
- The *Bush Fires Act 1954* enables the making of Bush Fire Brigades local law.

Section 6.8 of the Act prescribes that Council must give prior approval (by absolute majority) before expenditure can be incurred for an additional purpose that was not budgeted for in the adopted annual budget.

POLICY IMPLICATIONS

Should Council resolve to commence the amendment of the Shire's existing local laws or make new local laws, policies that reference local laws will need to be updated to reflect any changes.

FINANCIAL IMPLICATIONS

Based on previous experience in the complexity of the local law-making process and the strict timeframes that must be adhered to, officers suggest that a consultant experienced in amending local laws be engaged. Additionally, the Department of Local Government Operational Guideline on Local Laws states "*...local governments will at times need to obtain independent legal advice of specific issues*". As such, it is suggested that at a minimum, a law firm be engaged to review proposed amendments.

If no significant changes are proposed for the Shire's existing local laws, the above costs would be approximately \$10,000 for each local law being amended.

If, following the consultation period, there were alterations that would make the local law significantly different to what was initially proposed, the process would have to be recommenced resulting in additional costs which is why it is suggested that a consultant and law firm be engaged. If there were numerous changes or if the Joint Standing Committee on Delegated Legislation (JSCDL) were to require alterations to proposed amendments, these costs may be significantly higher.

Currently there is not a budget allocation for the relevant service areas to appoint a consultant to oversee the amendment of local laws or for legal fees that would be required to engage a law firm to review the proposed amendments.

There will also be costs for officer time to:

- prepare amendments (by subject matter experts)
- undertake consultation
- consider the information received in response to the public submission period
- finalise local laws including submission to the JSCDL.

There is budget available for the purposes of advertising and community consultation.

STRATEGIC IMPLICATIONS

Shire of Mundaring Council Plan 2024 - 2034

Objective 10 - Sustainable Governance

Outcome 10.1 - Strengthen organisational culture, governance, financial management and asset management.

SUSTAINABILITY IMPLICATIONS

Governance

- Deliver outcomes that are consistent with the strategic goals and objectives of the Shire
- Comply with relevant policy, legislation, regulation, criteria and guidelines

RISK IMPLICATIONS

Risk: Compliance: Failure to amend or make local laws consistent with section 3.12 of the Act causes the Shire to not be able to appropriately enforce local laws to respond to community complaints, prosecute unlawful activities or exposes the Shire to an inappropriate level of risk.		
Likelihood	Consequence	Rating
Possible	Major	High
Action / Strategy		
That Council determine if new local laws or the amendment of existing local laws is required and if so, commence the process consistent with section 3.12 of the Act.		

CORPORATE COMMUNICATIONS

The Council Decision will be communicated in the following way/s.

Direct to stakeholder/s	
Website article/ post	✓
Social media post	✓
Print article/ media release	✓
E-newsletter/ Community update	✓
Advertisement	
Nil	

EXTERNAL CONSULTATION

Should Council resolve to commence the amendment of the Shire's existing local laws or make new local laws, submissions will be sought as required by section 3.12 of the Act and consistent with the Shire's "Community Engagement Policy" (CD-04).

COMMENT

Local Law-making Process

The process for amending a local law is the same as making a new local law. This is a significantly different process to the review of existing local laws.

The Department of Local Government Operational Guideline on Local Laws, includes a flowchart of the local law-making process (**Attachment 1**). A summary is also included below.

- Presiding person to give notice to the council meeting of the purpose and effect of the proposed local law.
- Local law inviting submissions from the public.
 - Local public notice is defined at section 1.7 of the Act. For the notice of proposed local law:
 - include all requirements set out at section 3.12(3)(a)(i)-(iii)

- take care calculating the minimum 42-day period (add extra days for both publishing day and closing day, and when closing day falls on a public holiday, Saturday or Sunday)
- Send copies of the proposed local law, National Competition Policy (NCP) review form/statement and public notice to the Minister(s)
 - Provide a copy of local public notice, a statement on NCP review, and the draft proposed local law exactly as it is intended to be published, to the Minister(s).
- Consideration of submissions.
 - Where alterations will make a local law significantly different to what was initially proposed, the procedure for making the local law must be recommenced.
- Council makes local law by resolution.
 - An 'absolute majority' of council is required to make the local law.
- Publish in Government Gazette.
- Send copy of gazetted law to Minister(s).
- Give local public notice of adoption of local law.
 - For the notice of adoption, include all requirements set out at s. 3.12(6)(a)-(c).
 - A local law comes into operation 14 days after publication in the Gazette, or such later day as specified.
- Send documents (explanatory memorandum, checklist and e-copy) to Joint Standing Committee on Delegated Legislation (JSCDL), Parliament House.

Signs Local Law

The Department of Local Government Operational Guideline on Local Laws, provides the following in regards to signs local laws:

Some local governments are attempting to deal with signage on private land through their signs local laws, whereas the correct place for dealing with this issue is under their town planning scheme. Signs local laws should only deal with the issue of signage on local government property.

In relation to election signage, the Joint Standing Committee requires that signs local laws do not absolutely restrict the placement of signs as attempting to do so contravenes the Australian Commonwealth Constitution. However, local laws placing conditions on the erection of election signs and restricting their location are permissible.

Additionally, section 3.7 of the Act states that a local law is inoperative to the extent that it is inconsistent with the Act or any other written law. Should Council resolve to commence the process to amend the existing *Signs Local Law 2009*, including the incorporation of provisions in the "Temporary Election Signage Policy" adopted at the January 2025 Ordinary Council Meeting, clauses of the local law may be disallowed by the JSCDL.

Based on the information above and previous decisions by the JSCDL, an amendment of the existing *Signs Local Law 2009* may result in the JSCDL recommending:

- that the Shire use alternative mechanisms to address signage such as:
 - updating the Town Planning Scheme to address signs on private land

- the use of other existing local laws for signs on public property (for example, the *Local Government Property Local Law 2013* or the *Activities on Thoroughfares and Trading in Public Places Local Law 2004*); or
- that the Governor order the existing *Signs Local Law 2009* be repealed.

Should Council resolve to commence the amendment of the *Signs Local Law 2009*, commence the amendment of the Shire's other existing local laws or make new local laws, a report will be prepared for a subsequent Ordinary Council Meeting for the presiding person to give notice to the council meeting of the purpose and effect of the proposed amendments to the local laws.

VOTING REQUIREMENT

Simple Majority for recommendation 1.

Absolute majority for recommendation 2 - *Local Government Act 1995* – Section 6.8

OFFICER RECOMMENDATION

That Council:

1. Requests a report be prepared for a subsequent Ordinary Council Meeting for the presiding person to give notice to the council meeting of the purpose and effect of the proposed local law; and
2. By absolute majority, amend the adopted budget to provide for an additional \$10,000 expenditure to amend the Shire's *Signs Local Law 2009*.

UPDATED OFFICER RECOMMENDATION / COUNCIL DECISION

C4.02.25

Moved by Cr Ellery Seconded by Cr Mehta

That Council:

1. Requests that amendments to the Signs and Keeping of Cats Local Laws be referred to a future Governance Committee Workshop for further consideration, prior to commencing the amendment process; and
2. By absolute majority, amend the adopted budget to provide for an additional \$20,000 expenditure to engage consultants to assist with the amendment process for the Signs and Keeping of Cats Local Laws.

CARRIED BY ABSOLUTE MAJORITY 8/0

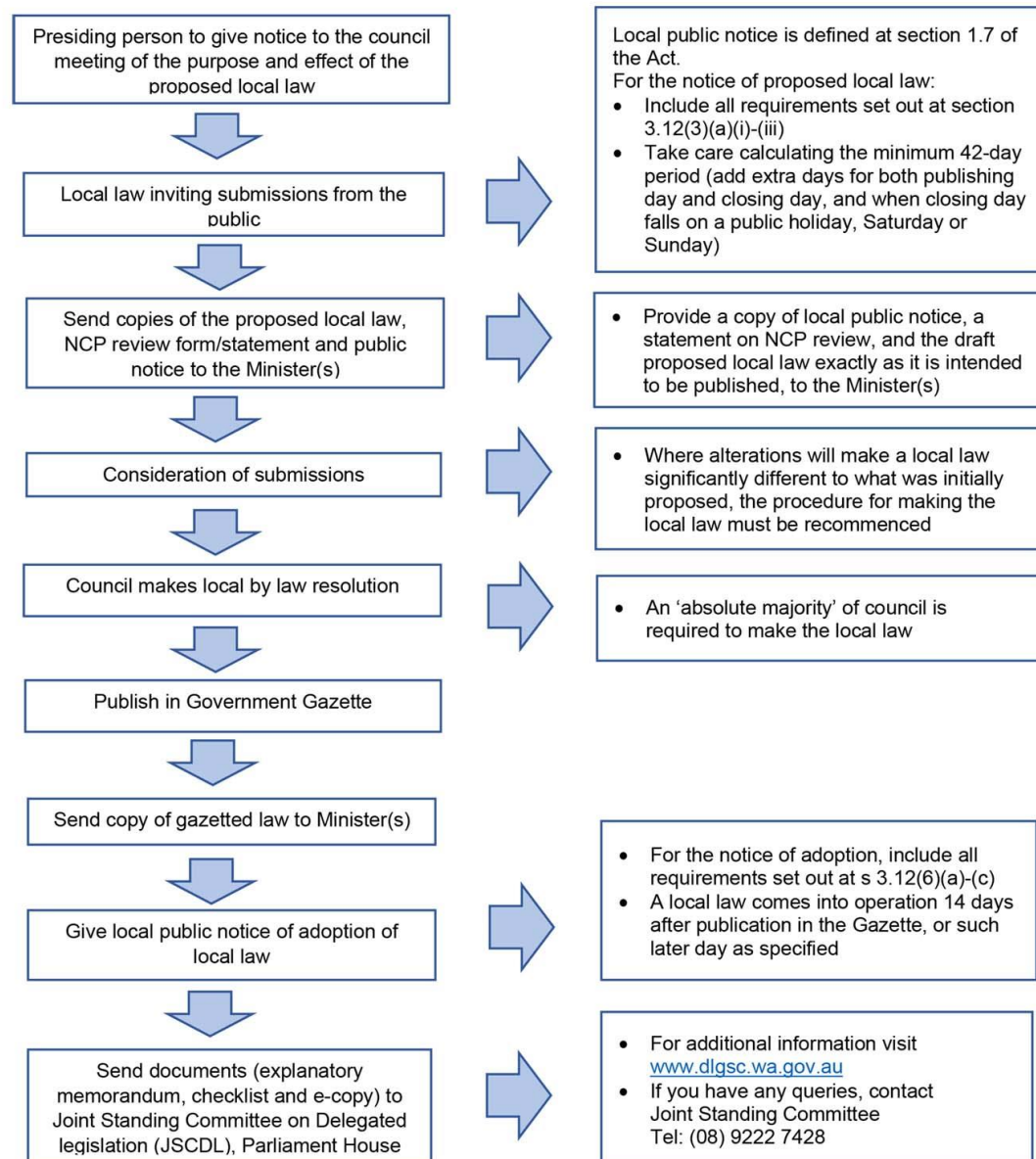
For: Pres McNeil, Cr Cook, Cr Ellery, Cr Jeans, Cr Mehta, Cr Daw, Cr Zlatnik and Cr Cicchini

Against: Nil

Appendix 1

Local Government Act 1995 – Section 3.12 and NCP review requirements

Flow chart of local law-making process



10.4 Long Term Financial Plan 2025-2034

File Code	FI.BUD2
Author	Stan Kocian, Manager Finance and Governance
Senior Employee	Garry Bird, Director Corporate Services
Disclosure of Any Interest	Nil
Attachments	1. Draft Long Term Financial Plan 2025-2034 ↓

PURPOSE

To endorse the Long Term Financial Plan 2025-2034.

BACKGROUND

The LTFP has been prepared to forecast the Shire’s financial position over the next 10 years. It is a tool to assist Council when considering the long term financial impact of its decisions. The LTFP considers current economic forecasts and is based on the Council Plan and various informing strategies and documents.

The draft Long Term Financial Plan (LTFP) has been informed by the Shire’s Council Plan, Asset Management Plans and Workforce Plan. It is recommended Council endorses the revised LTFP, which reflects the financial implications of the service levels, projects and initiatives included in the Council Plan and 2024/25 Annual Budget.

STATUTORY / LEGAL IMPLICATIONS

The LTFP has been developed to meet the requirements of s.5.56 of the *Local Government Act 1995* which states:

5.56. Planning for the future

- (1) A local government is to plan for the future of the district.*
- (2) A local government is to ensure that plans made under subsection (1) are in accordance with any regulations made about planning for the future of the district.*

The LTFP is aligned with, and informs, the Council Plan.

POLICY IMPLICATIONS

Nil

FINANCIAL IMPLICATIONS

The LTFP reflects the financial implications of the Council Plan and Annual Budget.

STRATEGIC IMPLICATIONS

Shire of Mundaring Council Plan 2024 - 2034

Objective 10 - Sustainable Governance

Outcome 10.1 - Strengthen organisational culture, governance, financial management and asset management.

SUSTAINABILITY IMPLICATIONS

Economic Implications

The LTFP provides for the responsible and effective management of the Shire's finances and assets as well as a mechanism for financial accountability and reporting to Council and the community.

Social Implications

The LTFP assists and informs Council in planning for the future needs (in terms of Shire services and infrastructure) of the community

RISK IMPLICATIONS

Risk: Financial - whilst the LTFP includes all ongoing commitments, it primarily forecasts results based on existing activities, plans and assumptions. There is an inherent risk that circumstances may change in the future, which may materially affect the projected financial estimates.		
Likelihood	Consequence	Rating
Possible	Moderate	Moderate
Action / Strategy		
The LTPF and the forecast assumptions contained within it are reviewed and updated annually.		

CORPORATE COMMUNICATIONS

The Council Decision will be communicated in the following way/s.

Direct to stakeholder/s	
Website article/ post	✓
Social media post	✓
Print article/ media release	
E-newsletter/ Community update	
Advertisement	
Nil	

EXTERNAL CONSULTATION

The consultation undertaken to assist development of the Shire's Council Plan clearly articulated priorities for Council in terms of service delivery and investment in community facilities.

COMMENT

The LTFP includes:

- Projected income and expenditure, financial position and cash flow statements for each of 10 years of the plan;
- Revenue and expenditure assumptions utilised for forward estimates;
- Ratios and graphs indicating the Shire's forecast financial performance against industry benchmarks;
- Sensitivity and Scenario Analysis; and
- The Shire's 10 Year Works Program (includes major asset maintenance programs).

The LTFP shows that over the next 10 years the Shire will continue to have an operating deficit result in its budgets. Whilst the forecast operating result is forecast to improve over the life the plan, a strategy is being developed to address this historical and ongoing issue. The first part of strategy will be to analyse the Shire's asset management plans and asset renewal requirements (for infrastructure and building assets). Gaining a better understanding of the Shire's asset renewal requirements will ensure that the useful lives of the Shire's significant assets reflect reality. If the Shire is under estimating the useful lives of its assets this would have the consequence of the Shire overstating its annual depreciation expense, which subsequently would have an adverse impact on the operating result. If this analysis determines that we are currently overstating the Shire's depreciation expense, the operating result will improve accordingly.

The LTFP also shows that the Shire will maintain a balanced closing budget position over the next 10 years, whilst delivering all projects and initiatives detailed in the Council Plan and 10 Year Capital Works program.

Assumptions

Rates

The assumptions for forecast rates increases have been impacted by the following:

- a significant increase in recurrent expenditure in the 2024/25 budget, primarily under Materials and Contracts, which wasn't forecast in last year's LTFP; and
- the estimated/potential financial implications associated with additional staff requirements resulting from the organisation review.

The increase in materials and contracts includes:

- Youth Services - Delivery Options (increase)
- Mundaring Hills Open Studio recurrent funding request
- Public Art acquisition (increase)
- Increase focus on Community Grants
- Council Member Super (Other Exp)
- Prime business process mapping software (licence)
- Asset Management software (licence)
- Online Timesheets (licence)
- Develop and implement a Mundaring Tourism and Events Marketing Strategy, in collaboration with key stakeholders.
- Provide an Arts, Culture and Community Events Funding Framework and annual events budget to attract a mix of large, iconic events, and smaller, community events.
- Materials screening

These ongoing increases in materials and contracts costs totalled \$926,500. An additional ongoing allocation of \$220,000 per annum was also allocated to the Footpaths Capital Works Program in 2024/25.

As a result, the forecast rates increase in 25/26 is now 3.75% rather than 2.5% as forecast in last year's LTFP. From year two, the ongoing forecast rates increases are 3.5% rather than 2.5%. This ensures that the Shire can fund forecast annual baseline increase in on

going employee costs from 3% to 3.5% and still transfer funds into the Civic Facilities Reserve post the Reserve being utilised for the Mundaring Cultural Precinct.

The Robinson Grove Subdivision, in Bellevue, has now been built into the plan. An additional \$250k p.a. in maintenance costs for the POS on the subdivision has now been included in the LTFP from 26/27. The \$250k p.a. reflects the cost of maintaining the POS to its current standard (the annual cost of maintaining to a normal Shire standard would be \$150k). As such a "Specified Area Rate" has been included in then the LTFP from 2026/27 to cover the additional service level. Whilst the developer has not confirmed the details of the staged release of the 245 lots, the LTFP at this point is based on an assumption of a release of 80 odd lots per annum over a 3-year period from 26/27). The annual rates growth over those three years has been increased from our standard 0.5% pa to 1% p.a.

Materials and Contracts

The LTFP assumes a flat 2.5% annual increase from 2025/26 onwards. The State Budget forecasts CPI at 2.5% from 2025/26 onwards. WALGA are forecasting the Local Government Cost Index (LGCI) at 2.8% in 2025/26 and 2026/27 (materials and contracts, which form part of LGCI, at 3%).

Employee Costs

The LTFP assumes a 4.45% baseline increase in 25/26 (reduced from 4.95%), this is based on the 4% increase in the EBA, plus 0.45% for the last Superannuation Guarantee Contribution increase, thereafter an annual baseline increase of 3.5% p.a. is assumed. The State Budget forecasts WPI as 3.5% in 25/26 and 3% in 26/27 and 27/28. WALGA forecasts the same for 25/26 and 26/27.

The increase in the ongoing assumption from 3% per annum in the previous LTFP to 3.5% per annum aligns and reflects the average annual growth (3.49%) in employee costs since 2014. The previous ongoing forecast of only 3% growth per annum has a high risk over underestimating employee costs over the life of the LTFP.

The LTFP also accounts for an additional increase in employee costs to reflect the potential/estimated cost implications of the ongoing resource requirements post the organisation review.

Utility Expenses

The assumptions for forecast increase as per WALGA's LGCI forecast, 3% in 2025/26 and 26/27.

Increases to utility costs have been greater than this estimate in recent years and an assumption of 3% over the life of the LTFP could represent a risk in what is a potentially volatile and rapidly changing market.

Insurance Expenses

The assumptions for forecast increases are as per WALGA's LGCI forecast, 5% in 2025/26 and 3% in 2026/27.

Similar to utility costs, increases to insurance costs have been greater than this estimate in recent years and an assumption of 3% from 2026/27 and beyond could represent a risk in what is a volatile market that is adjusting to the increasing number of extreme weather events.

VOTING REQUIREMENT

Simple Majority

OFFICER RECOMMENDATION

That Council endorses the Long Term Financial Plan for the period 2024/25 to 2033/34 as detailed in **Attachment 1** to this report.

MOTION / COUNCIL DECISION

C5.02.25

Moved by Cr Mehta Seconded by Cr Ellery

That Council endorses the Long Term Financial Plan for the period 2024/25 to 2033/34 as detailed in **Attachment 1** to this report subject to the annual rate increase in 2025/26 being forecast as 3.50% and the accompanying statements being amended accordingly.

CARRIED 8/0

For: Pres McNeil, Cr Cook, Cr Ellery, Cr Jeans, Cr Mehta, Cr Daw, Cr Zlatnik and Cr Cicchini

Against: Nil

]



SHIRE OF MUNDARING

Long Term Financial Plan

2024/25 to 2033/34

Contents

Introduction..... 3

Projected financial position..... 3

Financial Performance Monitoring..... 4

Sensitivity Analysis & Scenario Modelling 6

Statements, assumptions and indicators 7

Graphs (ratios)..... 20

Sensitivity and Scenario Analysis 26

10 Year Works Program 27

Introduction

The Long Term Financial Plan (LTFP) is critical to the Shire of Mundaring's financial planning process. It underpins long-term financial sustainability and demonstrates the level of investment that Council can commit to when delivering the Shire's Council Plan.

The 10-year rolling plan has been prepared based on several objectives and assumptions outlined in this document. To ensure that the plan is responsive to the needs of the community, it is reviewed and adjusted each year, to reflect the Corporate Business Plan and Annual Budget.

The Plan includes:

- Projected income and expenditure, financial position and cash flow statements for each of 10 years of the plan;
- Revenue and expenditure assumptions utilised for forward estimates;
- Ratios and graphs indicating the Shire's forecast financial performance against industry benchmarks;
- Sensitivity and Scenario Analysis; and
- The Shire's 10 Year Works Program (includes major asset maintenance programs).

Projected financial position

Summary of Financial Statements

The Shire's financial statements project the impact of its financial sustainability strategies in terms of the revenue it expects to receive over the next 10 years and its expected expenditure requirements. By using these statements the Shire, and the community, can evaluate the Shire's financial performance and position as the strategies are implemented.

The statements show that over the next 10 years the Shire will:

- continue to have an operating deficit result in its budgets. Whilst the forecast operating result is forecast to improve over the life the plan, a strategy will be developed and implemented to address this historical and ongoing issue (refer to Operating Surplus Ratio on page 4).
- maintain a balanced dosing budget position i.e. annual funding requirements equals funds available;
- maintains a strong balance sheet and equity, including sufficient cash reserves to meet short-term and long-term capital renewal requirements; and
- deliver the required asset renewal and maintenance programs in accordance with the Shire's asset management plans.

The financial statements included in this report are:

Statement of Comprehensive Income (nature and type)

This statement details the Shire's estimated and projected revenue and expenses from all operating activities.

Cash Flow Statement

This statement shows projected cash receipts and cash payments over the next 10 years. It is used to assess the Shire's ability to pay its debts as and when they fall due. The projected cash flow over the next 10 years forecasts the Shire will maintain its current strong cash position. The net cash provided by operating activities shows how much cash is expected to remain after paying for the services and assets provided to the community.

Rate Setting Statement

In the LTFP the Rate Setting Statement shows the forecast budget surplus/(deficit) to be carried forward at the end of each year. The Shire is forecast to maintain a balanced closing budget position in each year of the LTFP.

Statement of Financial Position (Balance Sheet)

The statement is a snap-shot of the expected financial position (assets, liabilities and equity) of the Shire at the end of the financial year.

Equity Statement

The equity statement is an alternative way of looking at the net worth of the Shire. It analyses the various changes that have occurred or are occurring to the equity position over the 10 years of the LTFP.

Financial Performance Monitoring

Seven key performance indicators (KPIs) are traditionally utilised to measure the long term financial sustainability of local governments.

Operating Surplus Ratio

This is an indicator of the extent to which revenues raised cover operational expenses only or are also available for capital funding purposes. The ratio target is between 0% and 15% (Advanced Ratio Target > 15%).

Based on the current LTFP forecasts the Shire will not reach this standard in the next 10 years. The forecasts for this ratio have been significantly impacted by significant increases in the Shire's calculated and forecast depreciation expense and recent inflationary pressures on the costs of labour and material & contracts.

Whilst this ratio is forecast to improve from a result of -11.9% in 2024/25 to a result of 0.5% in 2033/34, a deficit operating result has been a long-term historical issue for the Shire.

A strategy will be developed to address the issue. The first part of strategy will be to analyse the Shire's asset management plans and asset renewal requirements (for infrastructure and building assets). Gaining a better understanding of the Shire's

Shire of Mundaring Long Term Financial Plan 2024/25 to 2033/34

asset renewal requirements will ensure that the useful lives of the Shire's significant assets reflect reality. If the Shire is under estimating the useful lives of its assets this would have the consequence of the Shire overstating its annual depreciation expense, which subsequently would have an adverse impact on the operating result.

Current Ratio

This is a modified commercial ratio designed to focus on the liquidity position of the Shire at the end of each financial year. The ratio essentially measures current assets against current liabilities. The ratio target is greater than or equal to 1:1.

Based on the current LTFP forecasts the Shire will meet this standard for the duration of the 10 years of the plan. This ratio has a direct and sensitive correlation to the Shire's closing budget position each year.

Own Source Revenue Coverage Ratio

This is an indicator of the Shire's own-source revenues compared to its total revenues. Essentially the ratio indicates whether the Shire is self-reliant on its own sources of revenue (e.g. Rates, fees and charges etc.) or is reliant on external sources of funding (e.g. grants). The ratio target is greater than or equal to 80%.

Based on the current LTFP forecasts the Shire will meet this standard for the duration of the 10 years of the plan.

Debt Service Coverage Ratio

Also known as 'debt coverage ratio', this is the ratio of cash available for loan interest and principal repayments. The ratio target is greater than or equal to 3.

Based on the current LTFP forecasts the Shire will comfortably meet this standard for the duration of the 10 years of the plan.

Asset Sustainability Ratio

This ratio measures the extent to which assets managed by the Shire are being replaced as they reach the end of their useful lives. The ratio target is 90% to 105%.

Based on the current LTFP forecasts the Shire will meet this standard in 5 of the 10 years of the plan. It should be noted that the level of the Shire's capital renewal expenditure each year is determined by the asset renewal requirements identified in Shire's asset management plans (i.e., unlike the annual depreciation expense, capital renewal expenditure requirements are not linear).

Asset Consumption Ratio

This ratio shows the written down value of the Shire's depreciable assets relative to their current replacement cost. The ratio essentially highlights the aged condition of the Shire's stock of physical assets. The ratio target is 50% to 75%.

Based on the current LTFP forecasts the Shire will meet this standard for the duration of the 10 years of the plan. The LTFP does forecast a downward trend for the asset consumption ratio. As is the case with the Asset Sustainability Ratio, this ratio is impacted by the annual depreciation expense. This ratio is also impacted by the cyclical revaluation of certain assets classes, namely infrastructure, land and buildings. The future impact of these ongoing revaluations, which historically have

had a positive impact on this ratio, are not able to be forecast reliably and therefore have not been included in the LTFP.

Asset Renewal Funding Ratio

This indicates whether the Shire has the financial capacity to fund asset renewal as required, whilst continuing to provide existing levels of services in future, without:

- additional operating income; or
- reductions in operating expenses; or
- an increase in net financial liabilities above what is currently projected.

The ratio target is between 95% and 105%.

The Shire will meet this standard in 2024/25. As the calculation of this ratio on an annual basis is based on forecast data over a ten-year period it is only possible to calculate this ratio for the first year of the plan.

Sensitivity Analysis & Scenario Modelling

In developing this LTFP a sensitivity analysis was undertaken on the key revenue and expenditure assumptions. For further detail of the analysis refer to page 26 of this plan.

Statements, assumptions and indicators

Shire of Mundaring Long Term Financial Plan 2025-2034										
Statement of Comprehensive Income by Nature or Type										
	2024/25	2025/26	2026/27	2027/28	2028/29	2029/30	2030/31	2031/32	2032/33	2033/34
INCOME: REVENUES FROM ORDINARY ACTIVITIES										
Rates	33,831,164	35,184,411	36,767,709	38,422,256	40,151,257	41,757,308	43,427,600	45,164,704	46,971,292	48,850,144
Specified Area Rates	0	0	100,000	102,500	105,063	107,689	110,381	113,141	115,969	118,869
Operating Grants, Subsidies & Contributions	4,455,491	7,871,433	8,186,291	8,513,742	8,854,292	9,164,192	9,484,939	9,816,912	10,160,504	10,516,121
Fees & Charges	12,754,045	13,072,896	13,399,719	13,734,711	14,078,079	14,430,031	14,790,782	15,160,552	15,539,565	15,928,055
Interest Earnings	2,420,000	2,036,717	1,650,820	1,514,237	1,375,902	1,378,835	1,486,589	1,534,609	1,580,126	1,686,366
Other Revenue	2,119,965	1,522,964	1,561,038	16,600,064	1,640,066	1,681,067	1,723,094	1,766,171	1,810,326	1,855,584
Total Revenue	55,580,665	59,688,421	61,665,576	78,887,511	66,204,658	68,519,123	71,023,385	73,556,089	76,177,783	78,955,139
EXPENDITURE: EXPENSES FROM ORDINARY ACTIVITIES										
Employee Costs	(24,770,447)	(26,660,442)	(27,843,557)	(28,818,082)	(29,826,715)	(30,870,650)	(31,951,122)	(33,069,412)	(34,226,841)	(35,424,781)
Materials & Contracts	(23,824,785)	(23,878,306)	(24,745,263)	(25,343,395)	(26,376,980)	(26,543,904)	(27,187,002)	(27,866,677)	(28,583,344)	(29,277,427)
Utilities	(1,354,833)	(1,395,478)	(1,437,342)	(1,473,276)	(1,510,108)	(1,547,860)	(1,586,557)	(1,626,221)	(1,666,876)	(1,708,548)
Depreciation	(9,619,397)	(9,300,696)	(9,548,793)	(10,061,756)	(10,236,669)	(10,148,955)	(10,271,750)	(10,142,653)	(10,020,289)	(9,880,733)
Interest Expenses	(294,500)	(248,335)	(203,963)	(156,951)	(123,651)	(108,525)	(92,912)	(76,797)	(60,164)	(42,966)
Insurance	(680,440)	(714,462)	(735,896)	(754,293)	(773,151)	(792,479)	(812,291)	(832,599)	(853,414)	(874,749)
Other Expenditure	(1,124,950)	(1,153,074)	(1,181,901)	(1,211,448)	(1,241,734)	(1,272,778)	(1,304,597)	(1,337,212)	(1,370,642)	(1,404,908)
Total Expenditure	(61,669,352)	(63,350,792)	(65,696,715)	(67,819,201)	(70,089,007)	(71,285,152)	(73,206,232)	(74,951,570)	(76,781,570)	(78,614,142)
Sub-total	(6,088,687)	(3,662,371)	(4,031,139)	11,068,310	(3,884,349)	(2,766,029)	(2,182,847)	(1,395,481)	(603,787)	340,996
Non-Operating Grants, Subsidies & Contributions	5,514,730	3,580,090	3,716,976	18,503,965	2,961,277	2,441,320	8,248,634	1,524,812	1,562,932	1,602,005
Profit on Asset Disposals	157,519	0	0	0	0	0	0	0	0	0
Loss on Asset Disposals	(226,819)	0	0	0	0	0	0	0	0	0
Sub-total	5,445,430	3,580,090	3,716,976	18,503,965	2,961,277	2,441,320	8,248,634	1,524,812	1,562,932	1,602,005
NET RESULT	(643,257)	(82,281)	(314,163)	29,572,275	(923,072)	(324,709)	6,065,787	129,330	959,145	1,943,002
Other Comprehensive Income										
Changes in Valuation of non-current assets	0	0	0	0	0	0	0	0	0	0
Total Other Comprehensive Income	0	0	0	0	0	0	0	0	0	0
TOTAL COMPREHENSIVE INCOME	(643,257)	(82,281)	(314,163)	29,572,275	(923,072)	(324,709)	6,065,787	129,330	959,145	1,943,002

Shire of Mundaring Long Term Financial Plan 2024/25 to 2033/34

7

Shire of Mundaring Long Term Financial Plan 2025-2034										
Statement of Cash Flows										
	2024/25	2025/26	2026/27	2027/28	2028/29	2029/30	2030/31	2031/32	2032/33	2033/34
CASH FLOWS FROM OPERATING ACTIVITIES										
RECEIPTS										
Rates	33,831,164	35,184,411	36,767,709	38,422,256	40,151,257	41,757,308	43,427,600	45,164,704	46,971,292	48,850,144
Specified Area Rates	0	0	100,000	102,500	105,063	107,689	110,381	113,141	115,969	118,869
Operating Grants, Subsidies & Contributions	4,455,491	7,871,433	8,186,291	8,513,742	8,854,292	9,164,192	9,484,939	9,816,912	10,160,504	10,516,121
Fees & Charges	12,754,045	13,072,896	13,399,719	13,734,711	14,078,079	14,430,031	14,790,782	15,160,552	15,539,565	15,928,055
Interest Earnings	2,420,000	2,036,717	1,650,820	1,514,237	1,375,902	1,378,835	1,486,589	1,534,609	1,580,126	1,686,366
Goods and Services Tax	2,150,000	2,214,500	2,280,935	2,349,363	2,419,844	2,492,439	2,567,212	2,644,229	2,723,556	2,805,262
Other Revenue	2,119,965	1,522,964	1,581,038	16,600,064	1,640,066	1,681,067	1,723,094	1,766,171	1,810,326	1,855,584
Sub-total	57,730,665	61,902,921	63,946,511	81,236,874	88,624,502	71,011,562	73,590,598	76,200,317	78,901,338	81,760,401
PAYMENTS										
Employee Costs	(24,770,447)	(26,660,442)	(27,843,557)	(28,818,082)	(29,826,715)	(30,870,650)	(31,951,122)	(33,069,412)	(34,226,841)	(35,424,781)
Materials & Contracts	(23,824,785)	(23,878,306)	(24,745,263)	(25,343,395)	(26,376,980)	(26,543,904)	(27,187,002)	(27,866,677)	(28,583,344)	(29,277,427)
Utilities (gas, electricity, water, etc.)	(1,354,833)	(1,395,478)	(1,437,342)	(1,473,276)	(1,510,108)	(1,547,860)	(1,586,557)	(1,626,221)	(1,666,876)	(1,708,548)
Insurance	(680,440)	(714,462)	(735,896)	(754,293)	(773,151)	(792,479)	(812,291)	(832,599)	(853,414)	(874,749)
Interest	(294,500)	(248,335)	(203,963)	(156,951)	(123,651)	(108,525)	(92,912)	(76,797)	(60,164)	(42,996)
Goods and Services Tax	(2,150,000)	(2,214,500)	(2,280,935)	(2,349,363)	(2,419,844)	(2,492,439)	(2,567,212)	(2,644,229)	(2,723,556)	(2,805,262)
Other Expenditure	(1,124,950)	(1,153,074)	(1,181,901)	(1,211,448)	(1,241,734)	(1,272,778)	(1,304,597)	(1,337,212)	(1,370,642)	(1,404,908)
Sub-total	(54,199,955)	(56,264,596)	(58,428,857)	(60,106,808)	(62,272,182)	(63,628,636)	(65,501,694)	(67,453,146)	(69,484,837)	(71,538,672)
Net Cash Provided by (Used in) Operating Activities	3,530,710	5,638,325	5,517,654	21,130,066	6,352,320	7,382,926	8,088,903	8,747,171	9,416,501	10,221,729
CASH FLOWS FROM INVESTING ACTIVITIES										
Payments for Purchase of Property, Plant & Equipment	(5,818,218)	(3,945,506)	(9,658,080)	(17,044,760)	(11,956,904)	(2,848,495)	(8,152,780)	(2,153,276)	(1,872,000)	(1,653,000)
Payments for Construction of Infrastructure	(10,769,193)	(7,293,491)	(5,834,491)	(5,320,491)	(5,236,491)	(5,586,491)	(4,836,491)	(4,836,491)	(4,836,491)	(4,836,491)
Grants / Contributions for the Development of Assets	5,514,730	3,580,090	3,716,976	18,503,965	2,961,277	2,441,320	8,248,634	1,524,812	1,562,932	1,602,005
Proceeds from Sale of Non-Current Assets	1,044,927	304,205	472,205	409,205	434,205	326,205	224,205	269,205	202,205	227,205
Net Cash Provided by (Used in) Investing Activities	(10,027,754)	(7,354,702)	(11,603,390)	(3,452,081)	(13,797,913)	(5,667,461)	(4,516,432)	(5,195,750)	(4,943,354)	(4,660,281)
CASH FLOWS FROM FINANCING ACTIVITIES										
Repayment of Debentures	(812,438)	(854,331)	(898,703)	(945,715)	(470,273)	(485,399)	(501,012)	(517,127)	(533,760)	(550,929)
Repayment of Leases	(214,033)	0	0	0	0	0	0	0	0	0
Proceeds from New Debentures	0	0	0	-	0	0	0	0	0	0
Net Cash Provided by (Used in) Financing Activities	(1,026,471)	(854,331)	(898,703)	(945,715)	(470,273)	(485,399)	(501,012)	(517,127)	(533,760)	(550,929)
NET INCREASE (DECREASE) IN CASH HELD	(7,523,515)	(2,570,707)	(6,984,439)	16,732,270	(7,915,866)	1,230,066	3,071,459	3,034,294	3,939,387	5,010,520
Cash at Beginning of Year (including cash reserves)	50,687,628	43,164,113	40,593,406	33,608,966	50,341,237	42,425,371	43,655,437	46,726,896	49,761,189	53,700,576
Cash at the End of Year (including cash reserves)	43,164,113	40,593,406	33,608,966	50,341,237	42,425,371	43,655,437	46,726,896	49,761,189	53,700,576	58,711,096

Shire of Mundaring Long Term Financial Plan 2024/25 to 2033/34

8

Shire of Mundaring Long Term Financial Plan 2025-2034										
Statement of Financial Position										
	2024/25	2025/26	2026/27	2027/28	2028/29	2029/30	2030/31	2031/32	2032/33	2033/34
ASSETS										
CURRENT ASSETS										
Cash and Cash Reserves	43,164,113	40,593,406	33,608,966	50,341,237	42,425,371	43,655,437	46,726,896	49,761,189	53,700,576	58,711,096
Receivables	6,079,082	6,079,082	6,079,082	6,079,082	6,079,082	6,079,082	6,079,082	6,079,082	6,079,082	6,079,082
Prepayments	331,938	331,938	331,938	331,938	331,938	331,938	331,938	331,938	331,938	331,938
Inventories	123,569	123,569	123,569	123,569	123,569	123,569	123,569	123,569	123,569	123,569
Total Current Assets	49,698,702	47,127,995	40,143,555	56,875,826	48,959,960	50,190,026	53,261,485	56,295,778	60,235,165	65,245,685
NON-CURRENT ASSETS										
Receivables	1,344,682	1,344,682	1,344,682	1,344,682	1,344,682	1,344,682	1,344,682	1,344,682	1,344,682	1,344,682
Investment in Associate - EMRC	20,305,412	20,305,412	20,305,412	-	-	-	-	-	-	-
Other Financial Assets	142,067	142,067	142,067	142,067	142,067	142,067	142,067	142,067	142,067	142,067
Property, Plant and Equipment	89,197,098	89,711,203	85,839,706	108,599,215	113,557,111	112,087,346	115,891,944	113,760,156	111,515,810	109,146,708
Infrastructure	385,843,795	386,963,785	386,606,856	385,741,637	384,806,262	384,235,853	382,924,570	381,634,268	380,364,611	379,115,268
Total Non-Current Assets	496,833,054	498,467,150	504,238,723	495,827,601	499,850,122	497,809,947	500,303,263	496,881,173	493,367,170	489,748,723
TOTAL ASSETS	546,531,756	545,595,144	544,382,278	552,703,427	548,810,082	547,999,973	553,564,748	553,176,951	553,602,335	554,994,408
LIABILITIES										
CURRENT LIABILITIES										
Payables	12,393,469	12,393,469	12,393,469	12,393,469	12,393,469	12,393,469	12,393,469	12,393,469	12,393,469	12,393,469
Current Portion of Long Term Borrowings	554,331	898,703	545,715	470,273	485,399	501,012	517,127	533,760	550,829	568,649
Lease Liability	157,727	157,727	157,727	157,727	157,727	157,727	157,727	157,727	157,727	157,727
Contract Liabilities	0	0	0	0	0	0	0	0	0	0
Provisions	3,534,135	3,534,135	3,534,135	3,534,135	3,534,135	3,534,135	3,534,135	3,534,135	3,534,135	3,534,135
Total Current Liabilities	16,939,662	16,984,034	17,031,046	16,555,604	16,570,730	16,586,343	16,602,458	16,619,091	16,636,260	16,653,980
NON-CURRENT LIABILITIES										
Long Term Borrowings	5,959,389	5,060,686	4,114,971	3,644,698	3,159,298	2,658,286	2,141,159	1,607,399	1,056,470	487,821
Contract Liabilities	0	0	0	0	0	0	0	0	0	0
Lease Liability	0	0	0	0	0	0	0	0	0	0
Provisions	455,069	455,069	455,069	455,069	455,069	455,069	455,069	455,069	455,069	455,069
Total Non-Current Liabilities	6,414,458	5,515,755	4,570,040	4,099,767	3,614,367	3,113,355	2,596,228	2,062,468	1,511,539	942,890
TOTAL LIABILITIES	23,354,120	22,499,789	21,601,086	20,655,371	20,185,098	19,699,698	19,198,686	18,681,559	18,147,799	17,596,870
NET ASSETS	523,177,636	523,095,355	522,781,192	532,048,055	528,624,984	528,300,275	534,366,062	534,495,392	535,454,537	537,397,538

Shire of Mundaring Long Term Financial Plan 2025-2034											
Net Current Asset Position											
	2023/24	2024/25	2025/26	2026/27	2027/28	2028/29	2029/30	2030/31	2031/32	2032/33	2033/24
NET CURRENT ASSETS											
CURRENT ASSETS											
Cash and Cash Reserves	50,687,628	43,164,113	40,593,406	33,608,966	50,341,237	42,425,371	43,655,437	46,726,896	49,761,189	53,700,576	58,711,096
Receivables	6,079,082	6,079,082	6,079,082	6,079,082	6,079,082	6,079,082	6,079,082	6,079,082	6,079,082	6,079,082	6,079,082
Prepayments	331,938	331,938	331,938	331,938	331,938	331,938	331,938	331,938	331,938	331,938	331,938
Inventories	123,569	123,569	123,569	123,569	123,569	123,569	123,569	123,569	123,569	123,569	123,569
Total Current Assets	57,222,217	49,698,702	47,127,995	40,143,555	56,875,826	48,959,960	50,190,026	53,261,485	56,295,778	60,235,165	65,245,685
CURRENT LIABILITIES											
Payables	12,393,469	12,393,469	12,393,469	12,393,469	12,393,469	12,393,469	12,393,469	12,393,469	12,393,469	12,393,469	12,393,469
Current Portion of Long Term Borrowings	812,438	554,331	898,703	945,715	470,273	485,399	501,012	517,127	533,760	550,929	568,649
Lease Liability	214,033	157,727	157,727	157,727	157,727	157,727	157,727	157,727	157,727	157,727	157,727
Contract Liabilities	0	0	0	0	0	0	0	0	0	0	0
Provisions	3,534,135	3,534,135	3,534,135	3,534,135	3,534,135	3,534,135	3,534,135	3,534,135	3,534,135	3,534,135	3,534,135
Total Current Liabilities	16,954,075	16,939,662	16,984,034	17,031,046	16,555,604	16,570,730	16,586,343	16,602,458	16,619,091	16,636,260	16,653,980
NET CURRENT ASSETS	40,268,142	32,759,040	30,143,961	23,112,510	40,320,221	32,389,229	33,603,682	36,659,026	39,676,687	43,598,906	48,591,705
LESS: Restricted Cash Reserves	(32,440,986)	(33,771,098)	(31,200,390)	(24,215,951)	(40,948,222)	(33,032,356)	(34,262,421)	(37,333,880)	(40,368,174)	(44,307,561)	(49,318,081)
ADD: Current Long Term Borrowings	812,438	554,331	898,703	945,715	470,273	485,399	501,012	517,127	533,760	550,929	568,649
ADD: Current Lease Liability	214,033	157,727	157,727	157,727	157,727	157,727	157,727	157,727	157,727	157,727	157,727
OPENING/CLOSING FUNDS	8,853,627	0	0	0	0	0	0	0	0	0	0

Shire of Mundaring Long Term Financial Plan 2025-2034										
Statement of Changes in Equity										
	2024/25	2025/26	2026/27	2027/28	2028/29	2029/30	2030/31	2031/32	2032/33	2033/34
EQUITY										
RETAINED SURPLUS										
Balance 1 July	148,086,829	146,113,460	148,601,887	134,966,751	147,806,756	154,799,550	153,244,775	156,239,103	153,334,140	150,353,898
Transfer from / (to) Reserve	(1,330,112)	2,570,708	6,984,439	(16,732,270)	7,915,865	(1,230,065)	(3,071,459)	(3,034,294)	(3,939,386)	(5,010,520)
Net Result	(643,257)	(82,281)	(314,163)	29,572,275	(923,072)	(324,709)	6,065,787	129,330	959,145	1,943,002
Balance 30 June	146,113,460	148,601,887	155,272,163	147,806,756	154,799,550	153,244,775	156,239,103	153,334,140	150,353,898	147,286,379
CASH BACKED RESERVES										
Balance 1 July	32,440,986	33,771,098	31,200,390	24,215,951	40,948,222	33,032,356	34,262,421	37,333,880	40,368,174	44,307,561
Transfer (from) / to Reserve	1,330,112	(2,570,708)	(6,984,439)	16,732,270	(7,915,865)	1,230,065	3,071,459	3,034,294	3,939,386	5,010,520
Balance 30 June	33,771,098	31,200,390	24,215,951	40,948,222	33,032,356	34,262,421	37,333,880	40,368,174	44,307,561	49,318,081
ASSET REVALUATION RESERVE										
Balance 1 July	343,293,078	343,293,078	343,293,078	343,293,078	340,793,078	340,793,078	340,793,078	340,793,078	340,793,078	340,793,078
Total Other Comprehensive Income	0	0	0	0	0	0	0	0	0	0
Balance 30 June	343,293,078	343,293,078	343,293,078	343,293,078	340,793,078	340,793,078	340,793,078	340,793,078	340,793,078	340,793,078
TOTAL EQUITY										
Balance 30 June	523,177,636	523,095,355	522,781,192	532,048,055	528,624,984	528,300,275	534,366,062	534,495,392	535,454,537	537,397,538
Net Assets as Balance Sheet										
	523,177,636	523,095,355	522,781,192	532,048,055	528,624,984	528,300,275	534,366,062	534,495,392	535,454,537	537,397,538

Shire of Mundaring Long Term Financial Plan 2025-2034										
Rate Setting Statement										
	2024/25	2025/26	2026/27	2027/28	2028/29	2029/30	2030/31	2031/32	2032/33	2033/34
REVENUES										
Rate Revenue	33,831,164	35,184,411	36,767,709	38,422,256	40,151,257	41,757,308	43,427,800	45,164,704	46,971,292	48,850,144
Revenue other than Rates	21,907,020	24,504,011	24,897,867	40,465,255	26,053,401	26,761,815	27,595,785	28,391,385	29,206,490	30,104,995
Revenues Sub-total	55,738,184	59,688,421	61,665,576	78,887,511	66,204,658	68,519,123	71,023,585	73,556,089	76,177,783	78,955,139
EXPENSES										
All Operating Expenses	(81,896,171)	(83,350,792)	(85,696,715)	(87,819,201)	(70,089,007)	(71,285,152)	(73,206,232)	(74,951,570)	(76,781,570)	(78,614,142)
Net Operating Profit/(Loss)	(8,157,987)	(3,662,371)	(4,031,139)	11,068,310	(3,884,349)	(2,766,029)	(2,182,647)	(1,395,481)	(603,787)	340,996
NON CASH ITEMS										
(Profit)/Loss on Asset Disposals	69,300	0	0	0	0	0	0	0	0	0
Depreciation on Assets	9,619,397	9,300,696	9,548,793	10,061,756	10,236,669	10,148,955	10,271,750	10,142,653	10,020,289	9,880,733
Sub-total	9,688,697	9,300,696	9,548,793	10,061,756	10,236,669	10,148,955	10,271,750	10,142,653	10,020,289	9,880,733
CAPITAL EXPENDITURE AND REVENUE										
Purchase Land and Buildings	(1,468,500)	(2,800,000)	(8,215,000)	(15,750,000)	(10,630,000)	(1,825,000)	(7,310,000)	(1,040,000)	(1,040,000)	(1,040,000)
Infrastructure Assets	(10,769,193)	(7,293,491)	(5,834,491)	(5,320,491)	(5,236,491)	(5,586,491)	(4,836,491)	(4,836,491)	(4,836,491)	(4,836,491)
Purchase Plant and Equipment	(4,147,718)	(1,098,506)	(1,561,080)	(1,262,760)	(1,294,904)	(991,495)	(810,780)	(1,081,276)	(800,000)	(581,000)
Purchase Furniture and Equipment	(202,000)	(47,000)	(182,000)	(32,000)	(32,000)	(32,000)	(32,000)	(32,000)	(32,000)	(32,000)
Proceeds Disposal of Assets	1,044,927	304,205	472,205	409,205	434,205	326,205	224,205	269,205	202,205	227,205
Non-Operating Grants, Subsidies & Contributions	5,514,730	3,580,090	3,716,976	18,503,965	2,961,277	2,441,320	8,248,634	1,524,812	1,562,932	1,602,005
Repayment of Debentures	(812,438)	(854,331)	(998,703)	(945,715)	(470,273)	(485,399)	(501,012)	(517,127)	(533,760)	(550,929)
Proceeds from Loan	0	0	0	-	0	0	0	0	0	0
Repayment of Leases	(214,033)	0	0	0	0	0	0	0	0	0
Transfers to Reserves	(7,543,139)	(2,841,331)	(2,928,141)	(21,239,548)	(3,015,622)	(3,764,332)	(4,995,475)	(4,258,965)	(4,932,681)	(5,734,315)
Transfers from Reserves	6,213,027	5,412,039	9,912,580	4,507,278	10,931,487	2,534,267	1,824,016	1,224,671	993,295	723,795
Net Cash From Investing Activities	(12,384,337)	(5,638,325)	(5,517,654)	(21,130,066)	(6,352,321)	(7,382,926)	(8,088,903)	(8,747,171)	(9,416,501)	(10,221,730)
ESTIMATED SURPLUS/(DEFICIT) JULY 1 B/FWD	8,853,627	0	0	0	0	0	0	0	0	0
ESTIMATED SURPLUS/(DEFICIT) JUNE 30 C/FWD	0	0	0	0	0	0	0	0	0	0

Shire of Mundaring Long Term Financial Plan 2025-2034 Ten Year Capital Works Program Summary										
	2024/25	2025/26	2026/27	2027/28	2028/29	2029/30	2030/31	2031/32	2032/33	2033/34
LAND AND BUILDINGS										
Renewal & replacement of Buildings	371,500	960,000	7,915,000	15,750,000	10,530,000	1,825,000	6,960,000	520,000	520,000	520,000
New/ Upgrade Buildings	1,097,000	1,840,000	300,000	0	100,000	0	350,000	520,000	520,000	520,000
Total Land and Buildings	1,468,500	2,800,000	8,215,000	15,750,000	10,630,000	1,825,000	7,310,000	1,040,000	1,040,000	1,040,000
Proceeds from Sale of Land	0	0	0	0	0	0	0	0	0	0
Book Value Assets Sold	0	0	0	0	0	0	0	0	0	0
Profit / (Loss) on Sale	0	0	0	0	0	0	0	0	0	0
PLANT AND EQUIPMENT										
Existing Fleet and Plant	4,122,718	1,098,506	1,561,080	1,262,760	1,294,904	991,495	810,780	1,081,276	800,000	581,000
Additional Equipment	25,000	0	0	0	0	0	0	0	0	0
Total Plant and Vehicle Purchases	4,147,718	1,098,506	1,561,080	1,262,760	1,294,904	991,495	810,780	1,081,276	800,000	581,000
Proceeds of Sale	1,044,827	304,205	472,205	409,205	434,205	326,205	224,205	269,205	202,205	227,205
Book Value Assets Sold	975,627	304,205	472,205	409,205	434,205	326,205	224,205	269,205	202,205	227,205
Profit / (Loss) on Sale	69,300	0	0	0	0	0	0	0	0	0
FURNITURE AND EQUIPMENT										
Replacement	125,000	35,000	170,000	20,000	20,000	20,000	20,000	20,000	20,000	20,000
New/ Upgrade	77,000	12,000	12,000	12,000	12,000	12,000	12,000	12,000	12,000	12,000
Total Furniture and Equipment	202,000	47,000	182,000	32,000	32,000	32,000	32,000	32,000	32,000	32,000
INFRASTRUCTURE										
Renewal	6,999,193	4,899,491	2,800,491	3,970,491	2,487,491	3,527,491	4,762,491	4,221,491	4,296,491	4,296,491
New/ Upgrade	3,771,000	2,394,000	3,034,000	1,350,000	2,749,000	2,059,000	74,000	615,000	540,000	540,000
Total Infrastructure	10,769,193	7,293,491	5,834,491	5,320,491	5,236,491	5,586,491	4,836,491	4,836,491	4,836,491	4,836,491
CAPITAL WORKS TOTAL	16,587,411	11,238,997	15,792,571	22,365,251	17,193,395	8,434,986	12,989,271	6,989,767	6,708,491	6,489,491

Shire of Mundaring Long Term Financial Plan 2025-2034 Loan Repayment Schedule										
	2024/25	2025/26	2026/27	2027/28	2028/29	2029/30	2030/31	2031/32	2032/33	2033/34
Council Loans										
Opening Loan Liability	7,626,158	6,813,720	5,959,389	5,060,686	4,114,971	3,644,698	3,159,298	2,658,286	2,141,159	1,607,399
New Loans	0	0	0	0	0	0	0	0	0	0
Principal Paid	(812,438)	(854,331)	(898,703)	(945,715)	(470,273)	(485,399)	(501,012)	(517,127)	(533,760)	(550,929)
Closing Loan Liability	6,813,720	5,959,389	5,060,686	4,114,971	3,644,698	3,159,298	2,658,286	2,141,159	1,607,399	1,056,470
Interest Paid	(290,229)	(248,335)	(203,963)	(156,951)	(123,651)	(108,525)	(92,912)	(76,797)	(60,164)	(42,996)
Non-Current Loan Liability	5,959,389	5,060,686	4,114,971	3,644,698	3,159,298	2,658,286	2,141,159	1,607,399	1,056,470	487,821

Shire of Mundaring Long Term Financial Plan 2025-2034										
Fixed Assets and Depreciation										
	2024/25	2025/26	2026/27	2027/28	2028/29	2029/30	2030/31	2031/32	2032/33	2033/34
LAND AND BUILDINGS										
Book Value of Land	28,649,900	28,649,900	28,649,900	28,649,900	28,649,900	28,649,900	28,649,900	28,649,900	28,649,900	28,649,900
Land Acquisition	0	0	0	0	0	0	0	0	0	0
Land Disposed	0	0	0	0	0	0	0	0	0	0
Total Land	28,649,900	28,649,900	28,649,900	28,649,900	28,649,900	28,649,900	28,649,900	28,649,900	28,649,900	28,649,900
Buildings										
Book Value of Buildings	50,213,263									
Buildings Acquired/Renewed/Replaced	1,468,500	2,800,000	8,215,000	15,750,000	10,830,000	1,825,000	7,310,000	1,040,000	1,040,000	1,040,000
Buildings Disposed	0	0	0	0	(2,500,000)	0	0	0	0	0
Total Buildings	51,681,763	52,403,575	58,574,836	72,040,417	77,360,841	76,168,768	80,508,186	78,408,367	76,390,440	74,451,213
Depreciation	(2,078,188)	(2,043,739)	(2,284,419)	(2,809,578)	(3,017,073)	(2,970,582)	(3,139,819)	(3,057,926)	(2,979,227)	(2,903,597)
Book Value of Buildings	49,603,575	50,359,836	56,290,417	69,230,841	74,343,768	73,198,186	77,368,367	75,350,440	73,411,213	71,547,616
PLANT AND EQUIPMENT										
Existing Plant	8,145,738									
Plant & Equipment Acquisition	4,147,718	1,098,508	1,561,080	1,262,760	1,294,904	991,495	810,780	1,081,276	800,000	581,000
Plant & Equipment Disposal	(975,627)	(304,205)	(472,205)	(409,205)	(434,205)	(326,205)	(224,205)	(269,205)	(202,205)	(227,205)
Total Plant & Equipment	11,317,829	11,082,306	11,102,665	10,900,398	10,713,735	10,350,686	9,935,457	9,783,311	9,443,379	8,882,725
Depreciation	(1,029,824)	(1,068,516)	(1,055,823)	(1,047,362)	(1,028,339)	(1,001,804)	(964,217)	(937,728)	(914,448)	(870,583)
Book Value of Motor Vehicles, Plant & Equipment	10,288,005	10,013,790	10,046,843	9,853,036	9,685,396	9,348,882	8,971,240	8,845,584	8,528,930	8,012,143
FURNITURE AND EQUIPMENT										
Existing Furniture & Equipment	723,103									
Furniture and Equipment Acquired	202,000	47,000	182,000	32,000	32,000	32,000	32,000	32,000	32,000	32,000
Total Furniture & Equipment	925,103	702,618	869,677	884,547	897,438	910,047	922,378	934,437	946,232	957,767
Depreciation	(269,485)	(14,841)	(17,131)	(19,108)	(19,392)	(19,869)	(19,940)	(20,206)	(20,465)	(20,719)
Book Value of Furniture & Equipment	655,618	687,677	852,547	865,438	878,047	890,378	902,437	914,232	925,767	937,048
TOTAL PROPERTY PLANT AND EQUIPMENT										
New Property Plant and Equipment	4,842,591	3,841,301	9,485,875	16,835,555	9,022,899	2,522,290	7,928,575	1,894,071	1,669,795	1,425,795
Total	92,574,595	92,838,399	99,197,078	112,475,261	117,621,914	116,079,401	120,015,921	117,776,015	115,429,951	112,941,605
Depreciation	(3,377,497)	(3,127,186)	(3,357,372)	(3,876,046)	(4,064,803)	(3,992,055)	(4,123,977)	(4,015,859)	(3,914,140)	(3,794,899)
Book Value of Total Property Plant and Equipment	89,197,098	89,711,203	95,839,706	108,599,215	113,557,111	112,087,346	115,891,944	113,760,156	111,515,810	109,146,706
INFRASTRUCTURE (ALL)										
Existing Infrastructure	381,316,502									
Infrastructure Developed/Renewed/Replaced	10,789,193	7,293,491	5,834,491	5,320,491	5,236,491	5,588,491	4,836,491	4,836,491	4,836,491	4,836,491
Total Infrastructure	392,085,695	393,137,286	392,798,276	391,927,347	390,978,128	390,392,753	389,072,344	387,761,061	386,470,759	385,201,102
Depreciation	(8,241,900)	(8,173,501)	(8,191,421)	(8,185,710)	(8,171,866)	(8,158,900)	(8,147,774)	(8,126,793)	(8,106,148)	(8,085,834)
Book Value Infrastructure	385,843,795	386,963,785	386,606,856	385,741,637	384,806,262	384,235,853	382,924,570	381,634,268	380,364,611	379,115,268
Total Assets	475,040,893	476,674,989	482,446,562	494,340,852	498,363,373	496,323,198	498,816,514	495,394,424	491,880,421	488,261,974
Total Depreciation	(9,619,397)	(9,300,696)	(9,548,793)	(10,061,756)	(10,236,669)	(10,148,955)	(10,271,750)	(10,142,653)	(10,020,289)	(9,880,733)

Shire of Mundaring Long Term Financial Plan 2024/25 to 2033/34

15

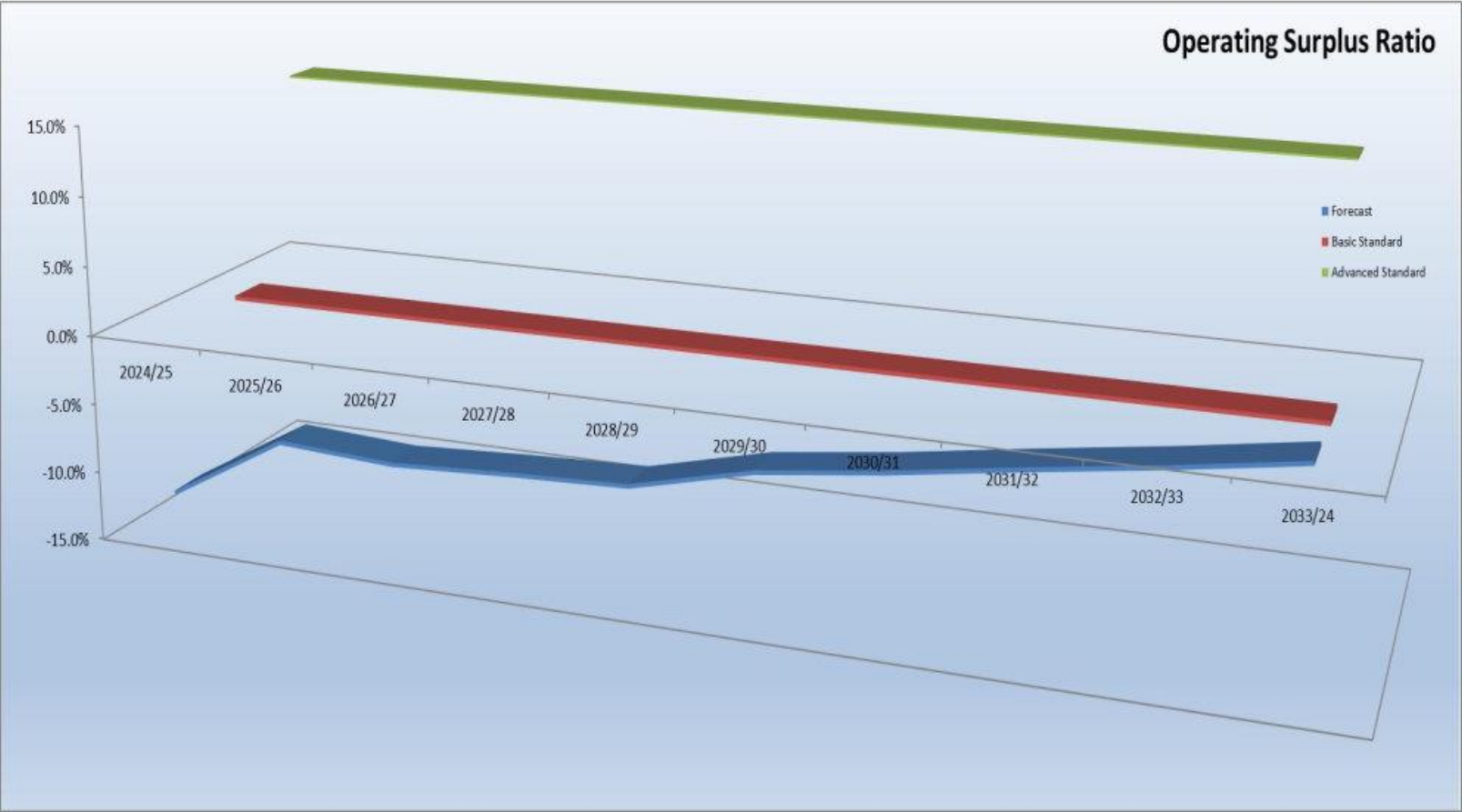
Shire of Mundaring Long Term Financial Plan 2025-2034 Cash Reserves										
	2024/25	2025/26	2026/27	2027/28	2028/29	2029/30	2030/31	2031/32	2032/33	2033/34
PLANT RESERVE										
Opening Balance	2,759,812	813,775	599,382	284,703	196,752	75,783	148,743	302,095	233,047	376,868
Transfer to Reserve	868,661	779,908	774,196	765,604	739,730	738,249	739,928	743,022	741,616	744,632
Transfer From Reserve	(3,014,798)	(794,301)	(1,088,875)	(853,555)	(860,699)	(865,290)	(588,575)	(812,071)	(597,795)	(353,795)
Balance 30 June	613,775	599,382	284,703	196,752	75,783	148,743	302,095	233,047	376,868	767,705
CIVIC FACILITIES RESERVE										
Opening Balance	13,081,474	16,797,178	14,392,471	8,374,320	25,500,394	18,839,149	19,882,547	22,058,117	24,452,570	27,506,379
Transfer to Reserve	4,218,546	632,531	570,554	19,179,797	1,235,543	1,942,374	3,143,011	2,394,453	3,053,810	3,835,323
Transfer From Reserve	(502,842)	(3,037,238)	(6,888,705)	(2,053,723)	(7,896,788)	(898,977)	(967,441)	0	0	0
Balance 30 June	16,797,178	14,392,471	8,374,320	25,500,394	18,839,149	19,882,547	22,058,117	24,452,570	27,506,379	31,341,703
CAPITAL INVESTMENT RESERVE										
Opening Balance	3,461,165	3,626,536	3,763,100	3,872,352	3,992,162	4,051,720	4,129,466	4,216,435	4,303,354	4,392,381
Transfer to Reserve	165,371	136,564	109,252	119,810	59,559	77,746	86,969	86,919	59,027	91,339
Transfer From Reserve	0	0	0	0	0	0	0	0	0	0
Balance 30 June	3,626,536	3,763,100	3,872,352	3,992,162	4,051,720	4,129,466	4,216,435	4,303,354	4,392,381	4,483,719
CAPITAL INCOME RESERVE										
Opening Balance	5,387,681	4,812,688	4,221,738	3,382,124	2,689,585	1,882,530	1,771,472	2,241,599	2,720,627	3,209,729
Transfer to Reserve	690,237	614,050	555,386	537,461	472,945	468,942	470,127	479,028	489,103	499,565
Transfer From Reserve	(1,265,230)	(1,205,000)	(1,395,000)	(1,230,000)	(1,280,000)	(580,000)	0	0	0	0
Balance 30 June	4,812,688	4,221,738	3,382,124	2,689,585	1,882,530	1,771,472	2,241,599	2,720,627	3,209,729	3,709,294
GRAVEL REHABILITATION RESERVE										
Opening Balance	65,291	68,411	70,987	73,048	75,308	76,432	77,898	79,539	81,178	82,858
Transfer to Reserve	3,120	2,576	2,061	2,260	1,123	1,467	1,641	1,640	1,679	1,723
Transfer From Reserve	0	0	0	0	0	0	0	0	0	0
Balance 30 June	68,411	70,987	73,048	75,308	76,432	77,898	79,539	81,178	82,858	84,581
INFORMATION TECHNOLOGY RESERVE										
Opening Balance	1,085,357	952,214	1,038,072	968,209	1,048,165	613,803	675,581	739,809	805,059	871,714
Transfer to Reserve	151,857	85,858	80,138	79,956	65,637	61,778	64,228	65,251	66,655	68,127
Transfer From Reserve	(285,000)	0	(150,000)	0	(500,000)	0	0	0	0	0
Balance 30 June	952,214	1,038,072	968,209	1,048,165	613,803	675,581	739,809	805,059	871,714	939,841

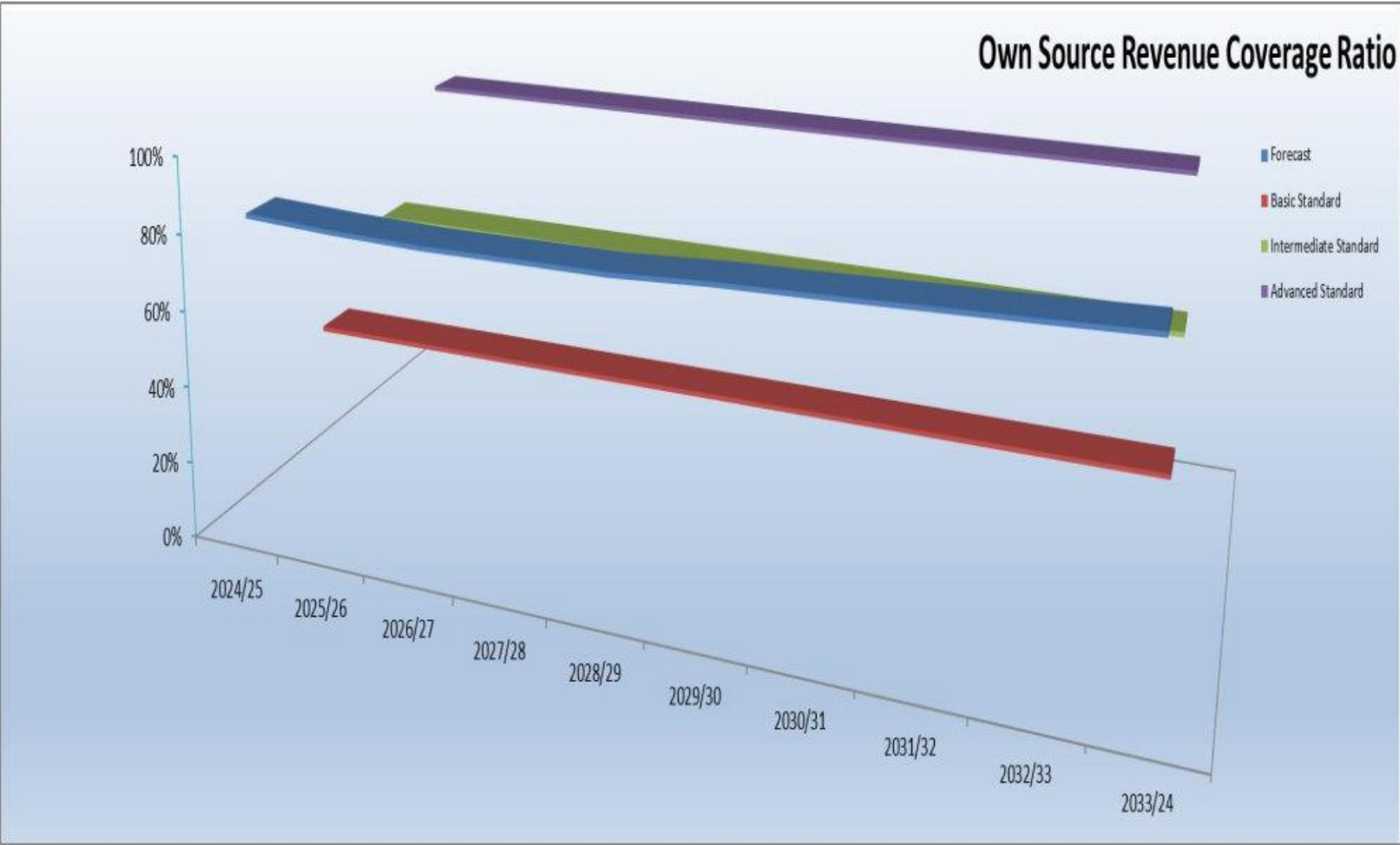
Shire of Mundaring Long Term Financial Plan 2025-2034 Cash Reserves (continued)										
	2024/25	2025/26	2026/27	2027/28	2028/29	2029/30	2030/31	2031/32	2032/33	2033/34
LSL RESERVE										
Opening Balance	1,004,351	677,338	682,845	682,669	683,791	673,992	666,925	660,971	654,596	648,138
Transfer to Reserve	47,987	325,507	319,825	321,122	310,201	312,933	314,046	313,625	313,542	313,478
Transfer From Reserve	(375,000)	(320,000)	(320,000)	(320,000)	(320,000)	(320,000)	(320,000)	(320,000)	(320,000)	(320,000)
Balance 30 June	677,338	682,845	682,669	683,791	673,992	666,925	660,971	654,596	648,138	641,616
CHILD CARE RESERVE										
Opening Balance	3,423,085	3,411,480	3,534,446	3,637,059	3,749,589	3,781,529	3,854,090	3,935,260	3,973,782	4,050,490
Transfer to Reserve	263,552	128,486	102,613	112,530	55,940	72,561	81,170	81,122	82,209	84,229
Transfer From Reserve	(275,157)	(5,500)	0	0	(24,000)	0	0	(42,800)	(5,500)	0
Balance 30 June	3,411,480	3,534,446	3,637,059	3,749,589	3,781,529	3,854,090	3,935,260	3,973,782	4,050,490	4,134,720
TELECOMMUNICATIONS RESERVE - BAILUP										
Opening Balance	41,994	54,000	66,034	57,951	69,744	50,784	72,334	83,858	65,586	57,564
Transfer to Reserve	12,006	12,034	11,917	11,793	11,041	11,550	11,523	11,729	11,977	11,822
Transfer From Reserve	0	0	(20,000)	0	0	(20,000)	0	0	(20,000)	0
Balance 30 June	54,000	66,034	57,951	69,744	80,784	72,334	83,858	95,586	57,564	99,386
Waste Management Reserve										
Opening Balance	646,213	1,146,422	1,189,593	1,224,129	1,262,004	1,280,831	1,305,408	1,332,901	1,360,378	1,388,521
Transfer to Reserve	695,209	43,171	54,537	57,874	18,828	24,577	27,493	27,477	28,143	28,874
Transfer From Reserve	(495,000)	0	0	0	0	0	0	0	0	0
Balance 30 June	1,146,422	1,189,593	1,224,129	1,262,004	1,280,831	1,305,408	1,332,901	1,360,378	1,388,521	1,417,395
Public Open Space Reserve										
Opening Balance	1,074,174	1,225,497	1,221,646	1,207,113	1,194,461	1,162,281	1,134,583	1,108,478	1,081,328	1,053,699
Transfer to Reserve	151,323	46,149	55,467	57,348	17,820	22,302	23,895	22,850	22,370	21,911
Transfer From Reserve	0	(50,000)	(50,000)	(50,000)	(50,000)	(50,000)	(50,000)	(50,000)	(50,000)	(50,000)
Balance 30 June	1,225,497	1,221,646	1,207,113	1,194,461	1,162,281	1,134,583	1,108,478	1,081,328	1,053,699	1,025,610
Environmental Reserve										
Opening Balance	110,289	135,559	180,864	185,328	211,062	234,211	258,705	284,154	310,011	336,425
Transfer to Reserve	25,270	25,105	24,864	25,734	23,149	24,494	25,448	25,858	26,413	26,996
Transfer From Reserve	0	0	0	0	0	0	0	0	0	0
Balance 30 June	135,559	160,664	185,328	211,062	234,211	258,705	284,154	310,011	336,425	363,420
Workers Compensation										
Opening Balance	0	250,000	259,414	266,946	275,205	279,311	284,670	290,665	296,657	302,794
Transfer to Reserve	250,000	9,414	7,531	8,259	4,106	5,359	5,995	5,992	6,137	6,297
Transfer From Reserve	0	0	0	0	0	0	0	0	0	0
Balance 30 June	250,000	259,414	266,946	275,205	279,311	284,670	290,665	296,657	302,794	309,091
TOTAL RESERVES										
Opening Balance	32,440,986	33,771,098	31,200,390	34,215,951	40,948,222	33,032,356	34,262,421	37,333,880	40,368,174	44,307,561
Transfer to Reserve	7,543,139	2,841,331	2,928,141	21,239,548	3,015,622	3,764,332	4,995,475	4,258,965	4,932,681	5,734,315
Transfer From Reserve	(6,213,027)	(5,412,039)	(9,912,580)	(4,507,278)	(10,931,487)	(2,534,267)	(1,924,016)	(1,224,671)	(993,295)	(723,795)
Total Reserves 30 June	33,771,098	31,200,390	34,215,951	40,948,222	33,032,356	34,262,421	37,333,880	40,368,174	44,307,561	49,318,081

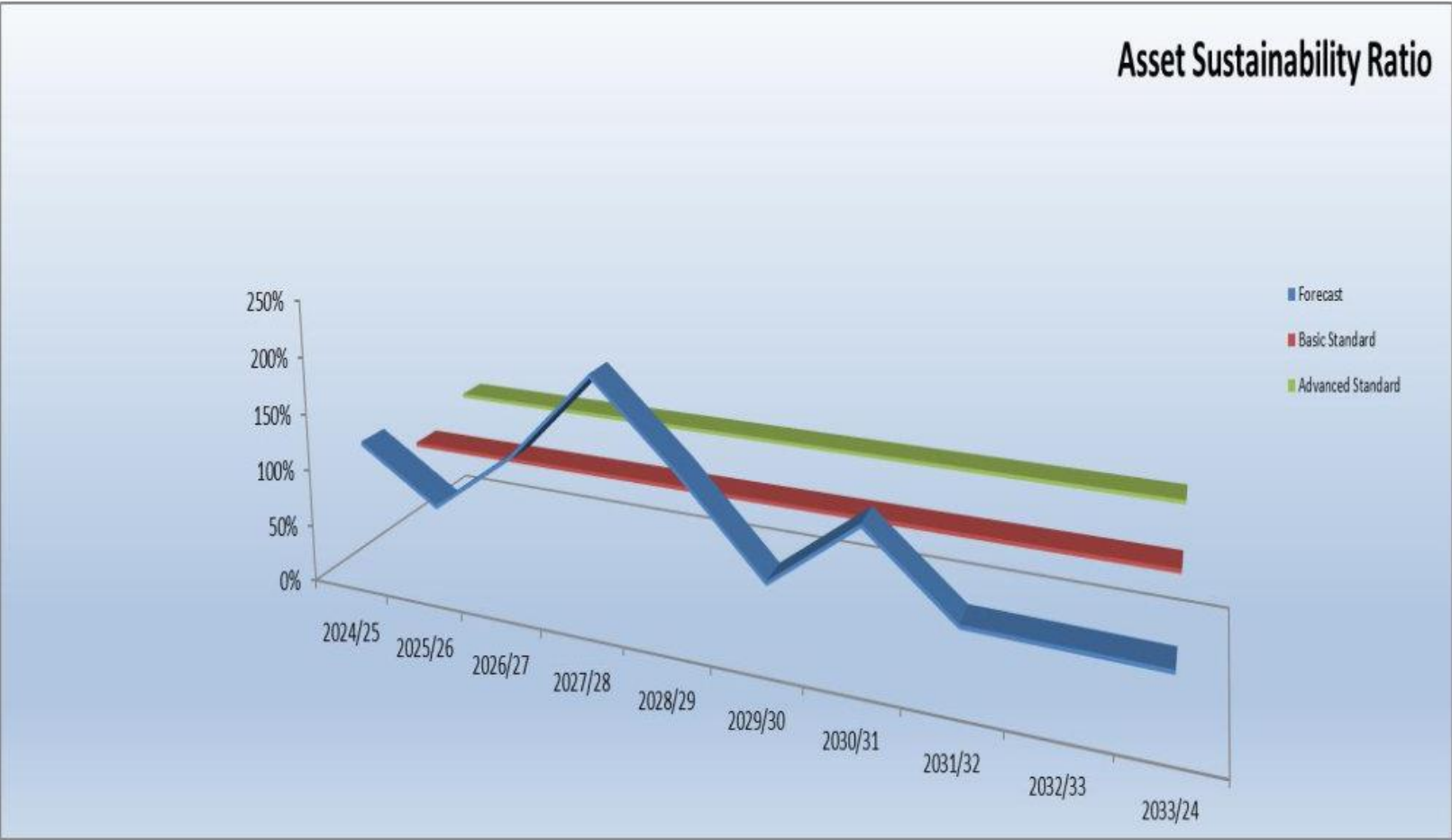
Shire of Mundaring Long Term Financial Plan 2025-2034										
Key Performance Indicators										
	2024/25	2025/26	2026/27	2027/28	2028/29	2029/30	2030/31	2031/32	2032/33	2033/34
OPERATING SURPLUS RATIO										
Operating Revenue	55,580,665	59,688,421	61,665,576	63,887,511	66,204,658	68,519,123	71,023,385	73,556,089	76,177,783	78,955,139
Less Operating Exp incl interest & depreciation	(61,669,352)	(63,350,792)	(65,696,715)	(67,819,201)	(70,089,007)	(71,285,152)	(73,206,232)	(74,951,570)	(76,781,570)	(78,614,142)
= Net Operating Surplus	(6,088,687)	(3,662,371)	(4,031,139)	(3,931,690)	(3,884,349)	(2,766,029)	(2,182,847)	(1,395,481)	(603,787)	340,998
Divided by Own Source Revenue	51,125,174	51,816,988	53,379,286	55,271,269	57,245,304	59,247,242	61,428,065	63,626,036	65,901,310	68,320,149
Basic Ratio Target - (+ve) Between 0% and 15%	-11.9%	-7.1%	-7.6%	-7.1%	-6.8%	-4.7%	-3.6%	-2.2%	-0.9%	0.5%
Advanced Ratio Target > 15%										
CURRENT RATIO										
Current Assets	49,698,702	47,127,995	40,143,555	56,875,826	48,959,960	50,190,026	53,261,485	56,295,778	60,235,165	65,245,685
Less Restricted Assets	(33,771,088)	(31,200,390)	(24,215,851)	(40,948,222)	(33,032,356)	(34,262,421)	(37,333,880)	(40,368,174)	(44,307,561)	(49,318,081)
= Net Current Assets	15,927,604	15,927,604	15,927,604	15,927,604	15,927,604	15,927,604	15,927,604	15,927,604	15,927,604	15,927,604
Divided by Current Liabilities less	16,939,662	16,984,034	17,031,046	16,555,604	16,570,730	16,586,343	16,602,458	16,619,091	16,636,260	16,653,980
Current Liabilities ass'd with Restricted Assets	(1,902,835)	(1,904,490)	(1,889,782)	(1,878,251)	(1,836,273)	(1,801,508)	(1,769,449)	(1,735,925)	(1,701,837)	(1,667,226)
= Net Current Liabilities	15,036,827	15,079,544	15,141,264	14,677,353	14,734,458	14,784,835	14,833,009	14,883,167	14,934,423	14,986,754
Ratio Target > or = to 1:1	1.06	1.06	1.05	1.09	1.08	1.08	1.07	1.07	1.07	1.06
OWN SOURCE REVENUE COVERAGE RATIO										
Total Own Source Revenue	51,125,174	51,816,988	53,379,286	55,271,269	57,245,304	59,247,242	61,428,065	63,626,036	65,901,310	68,320,149
Divided by Total Expenses	61,669,352	63,350,792	65,696,715	67,819,201	70,089,007	71,285,152	73,206,232	74,951,570	76,781,570	78,614,142
Ratio Target > or = to 60%	82.9%	81.8%	81.3%	81.5%	81.7%	83.1%	83.9%	84.9%	85.8%	86.9%
DEBT SERVICE COVERAGE RATIO										
Operating Surplus before Interest & Depreciation										
= Operating Revenue	55,580,665	59,688,421	61,665,576	63,887,511	66,204,658	68,519,123	71,023,385	73,556,089	76,177,783	78,955,139
Less Operating Expenses	(59,869,352)	(63,350,792)	(65,696,715)	(67,819,201)	(70,089,007)	(71,285,152)	(73,206,232)	(74,951,570)	(76,781,570)	(78,614,142)
Except Interest Expense and Depreciation	9,913,897	9,549,031	9,752,755	10,218,707	10,360,320	10,257,480	10,364,662	10,219,450	10,080,453	9,823,729
= OSBID	5,625,210	5,886,660	5,721,617	21,287,017	6,475,971	7,491,451	8,181,816	8,823,968	9,476,665	10,264,725
Divided by Principal and Interest	1,106,938	1,102,666	1,102,666	1,102,666	593,924	593,924	593,924	593,924	593,924	593,924
Ratio Target > or = 2	5.08	5.34	5.19	19.31	10.90	12.61	13.78	14.86	15.96	17.28
ASSET SUSTAINABILITY RATIO										
Capital Renewal Expenditure	11,617,411	6,992,997	12,446,571	21,003,251	14,332,395	6,363,986	12,553,271	5,842,767	5,636,491	5,417,491
Divided by Depreciation Expense	9,619,397	9,300,696	9,548,793	10,061,756	10,236,669	10,148,955	10,271,750	10,142,653	10,020,289	9,880,733
Ratio Target 95% to 105%	120.8%	75.2%	130.3%	208.7%	140.0%	62.7%	122.2%	57.6%	56.3%	54.8%
ASSET CONSUMPTION RATIO										
Deprec'd Replace't Cost Assets (Written Down Value)	475,040,893	476,674,989	482,446,562	494,340,852	498,363,373	496,323,198	498,816,514	495,394,424	491,880,421	488,261,974
Divided by Current Replacement Cost	484,660,290	495,595,082	510,915,448	532,871,494	549,630,684	557,739,465	570,504,531	577,225,093	583,731,379	589,993,665
Ratio Target 50% to 75%	98.0%	96.2%	94.4%	92.8%	90.7%	89.0%	87.4%	85.8%	84.3%	82.8%
ASSET RENEWAL FUNDING RATIO										
Net Present Value of Planned Renewal Expenditure	100,070,111	N/a	N/a	N/a	N/a	N/a	N/a	N/a	N/a	N/a
Divided by NPV of Asset Mgmt Plan Projections	100,070,111	N/a	N/a	N/a	N/a	N/a	N/a	N/a	N/a	N/a
Ratio Target > or = to 95%	100%	N/a	N/a	N/a	N/a	N/a	N/a	N/a	N/a	N/a

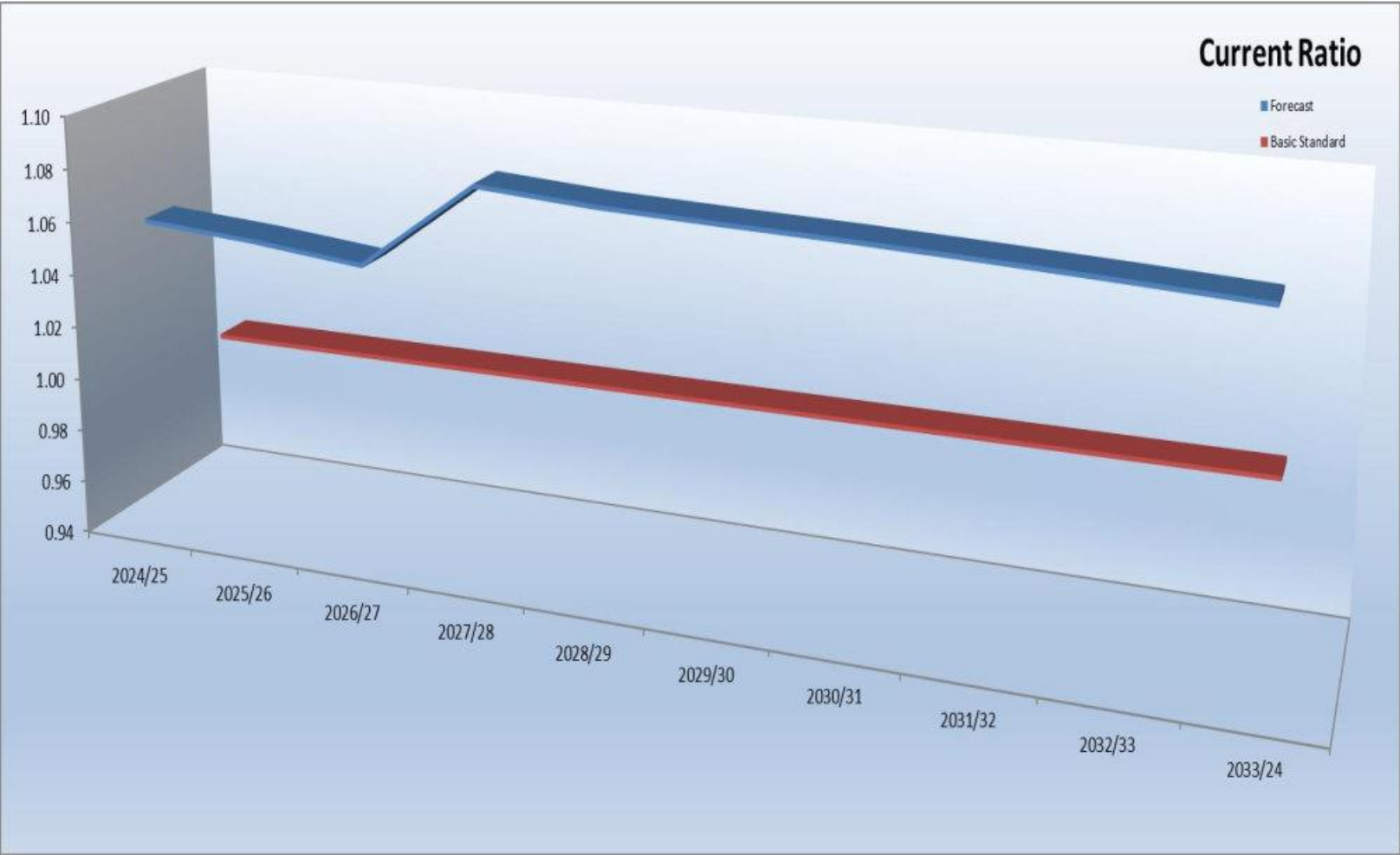
Shire of Mundaring Long Term Financial Plan 2025-2034									
Variable Assumptions Underpinning the Plan									
	2025/26	2026/27	2027/28	2028/29	2029/30	2030/31	2031/32	2032/33	2033/34
OPERATING REVENUES									
Rates - Annual Increase	3.50%	3.50%	3.50%	3.50%	3.50%	3.50%	3.50%	3.50%	3.50%
Rates - Annual Growth (additional rateable properties)	0.50%	1.00%	1.00%	1.00%	0.50%	0.50%	0.50%	0.50%	0.50%
Rates - Annual Increase in Rate Yield	4.00%	4.50%	4.50%	4.50%	4.00%	4.00%	4.00%	4.00%	4.00%
Specified Area Rates	0.00%	0.00%	2.50%	2.50%	2.50%	2.50%	2.50%	2.50%	2.50%
Operating Grants, Subsidies and Contributions	2.50%	2.50%	2.50%	2.50%	2.50%	2.50%	2.50%	2.50%	2.50%
Non-Operating Grants, Subsidies and Contributions	2.50%	2.50%	2.50%	2.50%	2.50%	2.50%	2.50%	2.50%	2.50%
Fees and Charges	2.50%	2.50%	2.50%	2.50%	2.50%	2.50%	2.50%	2.50%	2.50%
Interest Earnings	4.00%	3.50%	3.00%	3.00%	3.00%	3.00%	3.00%	3.00%	3.00%
Other Revenue	2.50%	2.50%	2.50%	2.50%	2.50%	2.50%	2.50%	2.50%	2.50%
OPERATING EXPENSES									
Employee Costs	4.45%	3.50%	3.50%	3.50%	3.50%	3.50%	3.50%	3.50%	3.50%
Materials and Contracts	2.50%	2.50%	2.50%	2.50%	2.50%	2.50%	2.50%	2.50%	2.50%
Utility Charges	3.00%	3.00%	2.50%	2.50%	2.50%	2.50%	2.50%	2.50%	2.50%
Insurance Expense	5.00%	3.00%	2.50%	2.50%	2.50%	2.50%	2.50%	2.50%	2.50%
Other Expenditure	2.50%	2.50%	2.50%	2.50%	2.50%	2.50%	2.50%	2.50%	2.50%

Graphs (ratios)

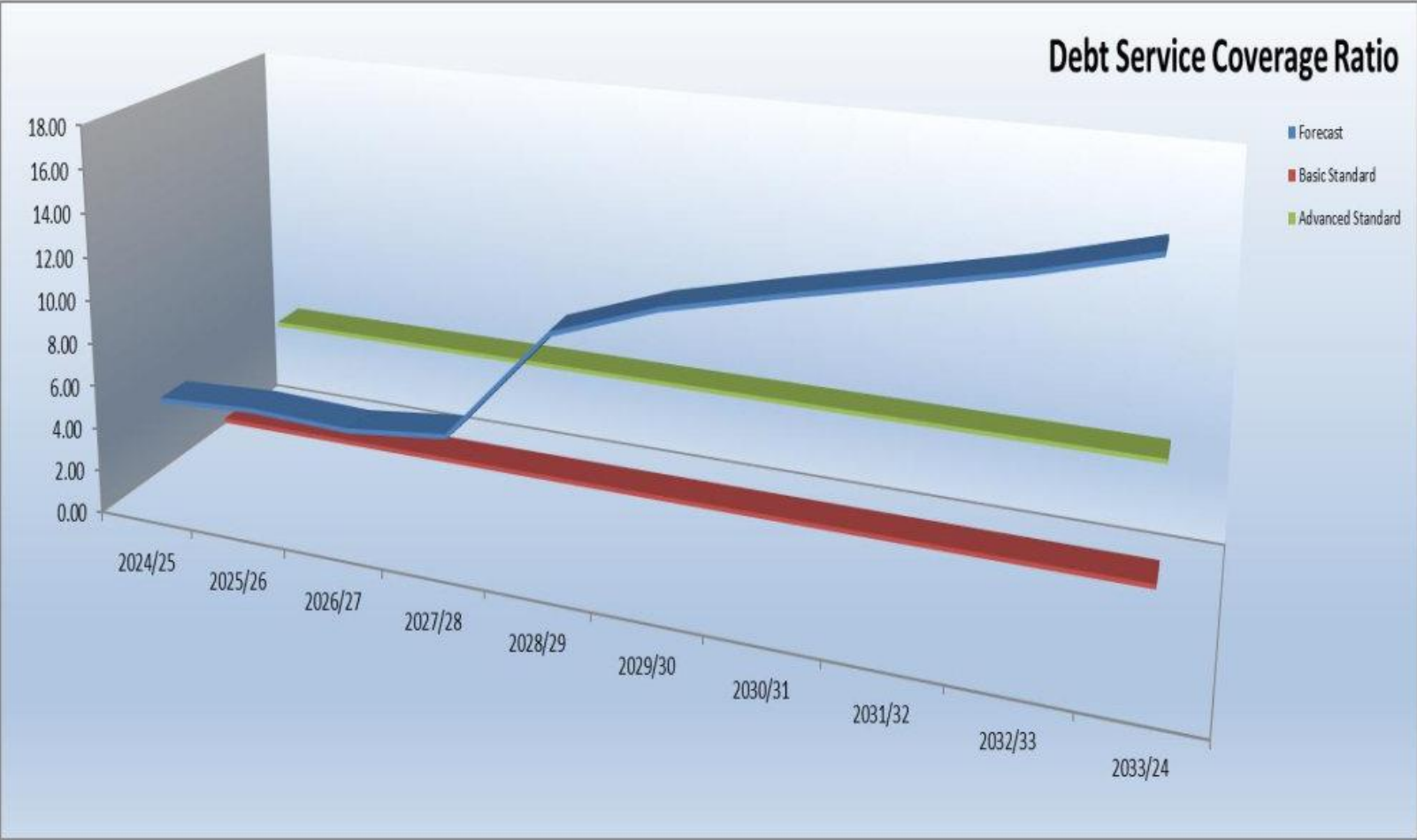




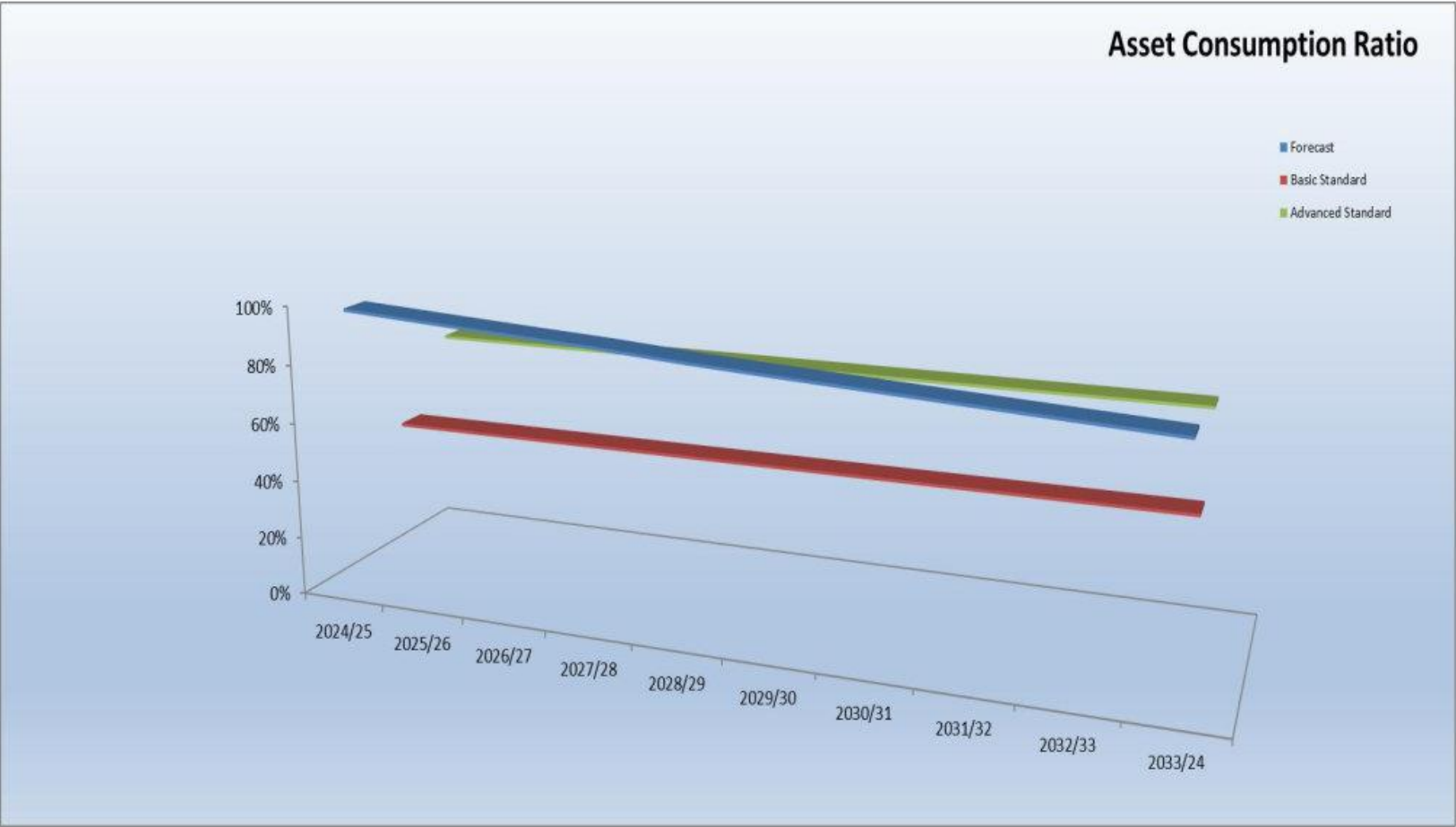




Shire of Mundaring Long Term Financial Plan 2024/25 to 2033/34



Shire of Mundaring Long Term Financial Plan 2024/25 to 2033/34



Sensitivity and Scenario Analysis

Sensitivity analyses have been undertaken of the key assumptions most likely to have a significant impact on the LTFP's financial forecasts. The key assumptions tested were:

- Income: rates revenue and fees and charges.
- Expenditure: employee costs and materials and contracts.

A. ADDITIONAL INCOME

- An additional increase of 0.5% p.a. in rates would provide an additional \$9.7 million in revenue over the life of the plan.
- An extra 0.5% p.a. received in Fees and Charges would provide an additional \$3.3 million over the life of the plan.
- Extra income would be allocated towards asset renewal and provision of services.

B. LESS INCOME

- A reduction of 0.5% p.a. in rates income less than forecast would result in income being reduced by an estimated \$9.4 million over the life of the plan.
- 0.5% less p.a. received in Fees and Charges would result in a \$3.2 million shortfall over the life of the plan.
- Lower income would result in a reduction of services and/or less asset renewals and maintenance being undertaken.

C. LOWER COSTS

- A 0.5% p.a. reduction in employee costs than what has been forecast provides an estimated \$6.9 million in savings over the life of the plan.
- If budget constraints on Materials and Contracts were reduced by a 0.5% p.a., it would save an estimated \$6 million over the life the plan.

D. HIGHER COSTS

- A 0.5% p.a. increase in employee costs above what has been anticipated would require an estimated additional \$7.1 million in funding over the life of the plan.
- If Materials and Contracts costs rose at 0.5% p.a. more than forecast, this would amount to an estimated \$6.1 million in extra costs over the life of the plan.

10 Year Works Program

Bridges

Name	Description	Ward	24/25	25/26	26/27	27/28	28/29	29/30	30/31	31/32	32/33	33/34
BAILUP ROAD BRIDGE	Upgrade bridge (grant funded)	East		\$ 300,000								
BROOKING ROAD	Extend culvert and rebuild new guard rails at creek crossing	Central							\$ 55,000	\$ 55,000		
BROOKSIDE PARK	Renew footbridge	Central									\$ 55,000	
FALLS ROAD BRIDGE	Replace timber bridge (grant funded)	Central		\$ 750,000								
GLEBE ROAD	Renew footbridge railings in PAW link to Glen Road	South	\$ 15,000									
MOFFLIN AVENUE FOOTBRIDGE	Repair footbridge	South					\$ 15,000	\$ 55,000				
RAHNIE ROAD CULVERTS	Repair concrete spalling (two locations)	East		\$ 55,000								
SAWYERS VALLEY TOWNSITE FOOTBRIDGES	Replace two footbridges on heritage trail	East	\$ 40,000									
SEXTON ST	New pedestrian footbridge Keane St to RRHT and upgrade guardrails	East			\$ 20,000	\$ 55,000	\$ 40,000					
VICTOR ROAD CULVERT	Repair downstream headwall	South			\$ 35,000							
WORKS YET TO BE DETERMINED	To be determined from Biannual inspections	All										\$ 55,000
			\$ 55,000	\$1,105,000	\$ 55,000	\$ 55,000	\$ 55,000	\$ 55,000	\$ 55,000	\$ 55,000	\$ 55,000	\$ 55,000

Buildings – Capital Works

Name	Description	Ward	24/25	25/26	26/27	27/28	28/29	29/30	30/31	31/32	32/33	33/34
ADMINISTRATION CENTRE AND OPERATIONS CENTRE	Install EV chargers for shire EV vehicles (Grant fund \$51,493)	Central	\$ 51,493									
BILGOMAN POOL	Modernise and refit changerooms, kiosk and office areas (Staged with \$130,000 CSRFF grant, \$190,000 Reserve)	South	\$ 320,000									
BILGOMAN POOL	Energy efficiency improvements to solar heating and pool pumps (subject to 50% Federal grant funding)	South	\$ 20,000	\$ 280,000								
BOYA LIBRARY	Adjust child play area	South	\$ 15,000									
BOYA OVAL PAVILION	Develop concept plans and costings for an upgraded changeroom and pavilion (Reserve \$50,000)	South	\$ 50,000			\$ 100,000	\$ 2,200,000					
BROWN PARK	New public toilet block	West		\$ 200,000								
BROWN PARK COMMUNITY CENTRE	Replace store doors with roller shutters	West			\$ 15,000							
BROWN PARK COMMUNITY CENTRE	Strengthen framing and walls, replace roof and infill high level windows (Reserve \$32,000)	West	\$ 272,000									
BROWN PARK (BRUCE DOUGLAS) SPORTS PAVILION	Develop concept plans and costings for an upgraded changeroom and pavilion (Reserve \$50,000)	West			\$ 50,000			\$ 100,000	\$ 6,960,000			
DISABILITY ACCESS WORKS	Works to achieve the Disability Access Programme	All							\$ 50,000	\$ 520,000	\$ 50,000	\$ 520,000
FUTURE WORKS	To be determined, may include upgrades to improve cooling/heating of buildings, Mundaring town centre building upgrades or future poor condition building upgrades as determined in future condition surveys	All			\$ 240,000		\$ 100,000		\$ 300,000		\$ 470,000	

Buildings – Capital Works (continued)

Name	Description	Ward	24/25	25/26	26/27	27/28	28/29	29/30	30/31	31/32	32/33	33/34
GLEN FORREST CVAL PAVILION	Develop concept plans and costings for an upgraded changeroom and pavilion (Reserve \$50,000)	Central	\$ 50,000	\$ 100,000	\$ 2,000,000							
MAHOGANY CREEK PUBLIC TOILET BLOCK	Build new toilet block and decommission old toilet block	Central				\$ 250,000						
MT HELENA OVAL CHANGEROOMS	Building and Accessibility Upgrade (Grant fund \$75,000, Reserve \$985,000)	East	\$ 65,000	\$ 1,350,000								
MUNDARING ARENA	Install blinds for Committee Room and Bendigo Room	Central		\$ 10,000								
MUNDARING ARENA	New entry air curtains	Central	\$ 5,000									
MUNDARING ARENA	Replace displaysport screens	Central	\$ 60,000									
MUNDARING ARENA	Two additional emergency access doors	Central			\$ 60,000							
MUNDARING CULTURAL HUB	New multi purpose facility and various revitalisation works	Central		\$ 860,000	\$ 5,700,000	\$ 13,400,000	\$ 8,030,000					
MUNDARING OVAL PAVILION	Develop concept plans and costings for an upgraded changeroom and pavilion (Reserve \$50,000)	Central			\$ 50,000		\$ 100,000	\$ 1,725,000				
MUNDARING SPORTS CLUB	Upgrade Mundaring sports club including accessibility upgrade (Reserve \$1M, Grant \$0.5M)	Central			\$ 100,000	\$ 2,000,000						
MUNDARING STATION MASTERS HOUSE	Contribution towards a new storage shed at rear	Central	\$ 15,000									
PARKERVILLE CHANGE ROOMS	Upgrade to accommodate all gender change rooms	Central					\$ 200,000					
NORRIS PARK	New toilet block (POS Trust \$160,000)	East	\$ 210,000									
STONEVILLE VBFB	Compound enclosure for new generation	East	\$ 15,000									
WOOROLOO HALL	Upgrade flooring, outdoor blinds, toilet and kitchen plumbing fixtures, install window tinting	East	\$ 75,000									
			\$1,223,493	\$2,800,000	\$8,215,000	\$15,750,000	\$10,630,000	\$1,825,000	\$7,310,000	\$ 520,000	\$ 520,000	\$ 520,000

Buildings - Preventative Maintenance

Name	Description	Ward	24/25	25/26	26/27	27/28	28/29	29/30	30/31	31/32	32/33	33/34
Administration Building	Airconditioning system replacement	Central										\$ 166,000
Administration Building	External paint	Central				\$ 15,500						
Administration Building	Infill top of garage wall openings	Central		\$ 5,000								
Administration Building	Internal paint	Central					\$ 27,300					
Administration Building	Replace electric doors	Central					\$ 37,300					
Administration Building	Replace lighting tubes	Central	\$ 30,000									
Administration Building	Upgrade Building Management System	Central						\$ 70,000				
Animal Management Facility	External paint	Central			\$ 2,600							\$ 2,600
Animal Management Facility	Internal paint	Central				\$ 9,300						
Animal Management Facility	Lighting upgrade	Central	\$ 3,000									
Animal Management Facility	Pump septic	Central		\$ 2,000						\$ 2,000		
Bailup Park Equestrian Centre	Internal and external paint	East		\$ 3,100	\$ 5,200						\$ 3,100	\$ 5,200
Bilgoman Pool	Airconditioning system replacement	All							\$ 5,200			
Bilgoman Pool	External paint	South	\$ 16,600							\$ 16,600		
Bilgoman Pool	Internal paint	South		\$ 15,000							\$ 15,000	
Bilgoman Pool	Paint equipment	South			\$ 3,500							\$ 3,500
Bilgoman Pool	Plumbing Fixture Repairs and Upgrades	South		\$ 10,000								
Bilgoman Pool	Pump septic	South		\$ 5,000								
Bilgoman Pool	Recover shades	South		\$ 5,000		\$ 17,100		\$ 5,000				
Bilgoman Pool	Repair scum gutter	South				\$ 5,700						
Boya Community Centre	External and Internal paint	South			\$ 25,000							\$ 51,800

Buildings - Preventative Maintenance (continued)

Name	Description	Ward	24/25	25/26	26/27	27/28	28/29	29/30	30/31	31/32	32/33	33/34
Boya Community Centre	Pump septic	South			\$ 3,800							
Boya/Helena Valley Changerooms	Internal and external paint	South									\$ 11,500	
Boya/Helena Valley Changerooms	Replace verandah	South							\$ 29,400			
Brown Park Community Centre	External paint	West						\$ 20,800				
Brown Park Community Centre	Internal paint	West		\$ 15,500							\$ 15,500	
Brown Park Community Centre	Replace carpets	West				\$ 26,000						
Brown Park Community Centre	Replace front windows/doors	West				\$ 80,000						
Brown Park Community Centre	Replace HWUnit	West						\$ 3,300				
Brown Park Community Centre	Replace storeroom roller shutters	West			\$ 15,000							
Brown Park Rugby Club	External paint	West			\$ 10,000							
Brown Park Rugby Club	Replace roof	West			\$ 24,600							
Brown Park Youth Centre	External paint	West								\$ 11,400		
Brown Park Youth Centre	Internal paint	West								\$ 12,400		
Bruce Douglas Pavilion	External paint	West						\$ 6,000				
Bruce Douglas Pavilion	Internal paint	West		\$ 10,400								
Chidlow Green Public Toilets	Pump Septics	East		\$ 2,000								
Chidlow Playgroup	External paint	East		\$ 3,100							\$ 3,100	
Chidlow Playgroup	Internal paint	East								\$ 5,000		
Chidlow Playgroup	Replace gas wall heater	East	\$ 500									
Chidlow Playgroup	Replace gutters	East						\$ 5,900				

Buildings - Preventative Maintenance (continued)

Name	Description	Ward	24/25	25/26	26/27	27/28	28/29	29/30	30/31	31/32	32/33	33/34
Chidlow Playgroup	Replace kitchen benches	East	\$ 20,700									
Chidlow Playgroup	Replace vinyl floor covering	East	\$ 16,600									
Chidlow Professional Rooms	Internal and external paint	East			\$ 8,000							\$ 8,000
Chidlow Professional Rooms	Replace carpet with vinyl	East									\$ 10,000	
Chidlow Recreation Pavilion	External paint	East		\$ 12,400							\$ 12,400	
Chidlow Recreation Pavilion	Internal paint	East		\$ 10,400							\$ 10,400	
Chidlow Recreation Pavilion	New heavy duty insect screens to changerooms	East						\$ 8,000				
Chidlow Recreation Pavilion	Pump septic	East	\$ 2,000									
Chidlow Recreation Pavilion	Replace HWU's	East				\$ 5,100						
Chidlow Recreation Pavilion	Replace six ceiling fans	East				\$ 2,000						
Chidlow Recreation Pavilion	Security screens to windows and doors	East			\$ 20,000							
Chidlow Recreation Pavilion	Strip & reseal floor	East	\$ 12,600					\$ 12,600				
Children Services Office Midvale	External paint	All		\$ 5,500							\$ 5,500	
Children Services Office Midvale	Internal paint	All	\$ 10,400							\$ 10,400		
Darlington Hall	External paint	South	\$ 15,500									\$ 15,500
Darlington Hall	Internal paint	South							\$ 15,500			
Darlington Hall	Pump septic	South			\$ 2,000							
Darlington Hall	Repl toilets roof	South	\$ 20,600									
Darlington Hall	Replace lesser hall floor	South									\$ 28,000	
Darlington Hall	Replace main floor	South									\$ 55,000	
Darlington Hall Public Toilets	Internal paint	South		\$ 5,500						\$ 5,300		
Darlington HOSCA	Replace evaporative airconditioner	South	\$ 5,000									

Buildings - Preventative Maintenance (continued)

Name	Description	Ward	24/25	25/26	26/27	27/28	28/29	29/30	30/31	31/32	32/33	33/34
Darlington Oval Changerooms	Exterral paint	South						\$ 8,000				
Darlington Oval Changerooms	Internal paint	South						\$ 5,400				
Darlington Playgroup	Exterral paint	South	\$ 8,000							\$ 8,000		
Darlington Playgroup	Internal paint	South			\$ 8,000							
Darlington Playgroup	Replace roof	South	\$ 31,100									
Darlington Scouts	Exterral paint	South						\$ 11,000				
Eastern Hills Playgroup	Exterral paint	East					\$ 4,700					
Eastern Hills Playgroup	Internal paint	East					\$ 7,000					
Eastern Hills Playgroup	Upgrade switchboard	East	\$ 5,000									
Glen Forrest Hall	Exterral paint	Central					\$ 4,200					
Glen Forrest Hall	Internal paint	Central	\$ 7,300							\$ 7,300		
Glen Forrest Hall	Replace steel windows with aluminium	Central						\$ 25,000				
Glen Forrest Health Clinic	Paint internal and external	Central					\$ 7,300					
Glen Forrest Oval Changerooms	Exterral paint	Central		\$ 4,400							\$ 4,400	
Glen Forrest Oval Changerooms	Internal paint	Central					\$ 7,300					
Glen Forrest Oval Changerooms	New heavy duty insect screens	Central			\$ 8,000							
Glen Forrest Oval Changerooms	Replace HWU's	Central				\$ 2,100						
Glen Forrest Oval Changerooms	Reroof	Central							\$ 50,000			
Glen Forrest Oval Public Toilets	Internal and external paint	Central						\$ 3,100				

Buildings - Preventative Maintenance (continued)

Name	Description	Ward	24/25	25/26	26/27	27/28	28/29	29/30	30/31	31/32	32/33	33/34
Glen Forrest Playgroup	External paint	Central					\$ 3,950					
Glen Forrest Playgroup	Floor coverings	Central				\$ 5,200						
Glen Forrest Playgroup	Internal paint	Central					\$ 5,200					
Glen Forrest Playgroup	Rerew leach drains	Central		\$ 45,000								
Glen Forrest Sporting Club	External paint	Central					\$ 10,400					
Glen Forrest Sporting Club	Internal paint	Central								\$ 34,200		
Glen Forrest Station Masters House	External paint	Central				\$ 10,000						
Glen Forrest Station Masters House	Replace fencing	Central		\$ 12,000								
Harry Riseborough Oval Pavilion	External paint	Central								\$ 12,400		
Harry Riseborough Oval Pavilion	Internal paint	Central					\$ 12,000					
Harry Riseborough Oval Pavilion	Pump septic	Central			\$ 2,000							
Lake Leschenaultia Buildings	External paint	East		\$ 10,000							\$ 10,000	
Lake Leschenaultia Buildings	Internal paint	East			\$ 10,000							\$ 10,000
Lake Leschenaultia Buildings	Replace HWU	East				\$ 3,000						
Little Possums Creche	External paint	Central	\$ 6,000							\$ 6,000		
Little Possums Creche	Internal paint	Central			\$ 7,090							\$ 7,090
Midvale Childcare Centre	External paint	All					\$ 12,000					

Buildings - Preventative Maintenance (continued)

Name	Description	Ward	24/25	25/26	26/27	27/28	28/29	29/30	30/31	31/32	32/33	33/34
Midvale Childcare Centre	Internal paint	All	\$ 15,000							\$ 15,000		
Midvale Childcare Centre	Replace floor coverings	All								\$ 17,200		
Morgan John Morgan Public Toilets	External paint	Central		\$ 3,000							\$ 3,000	
Morgan John Morgan Public Toilets	Internal paint	Central		\$ 3,500							\$ 3,500	
Mt Helena Aquatic Centre	Air conditioning system replacement	East									\$ 5,200	
Mt Helena Aquatic Centre	Changeroom bench replacement	East			\$ 1,400							
Mt Helena Aquatic Centre	Internal and external paint	East	\$ 7,300									
Mt Helena Aquatic Centre	Netting maintenance	East									\$ 72,500	
Mt Helena Aquatic Centre	Pool paint	East				\$ 15,500						
Mt Helena Aquatic Centre	Pump septic	East		\$ 4,000								
Mt Helena Aquatic Centre	Recover shelters	East		\$ 6,600								
Mt Helena Aquatic Centre	Replace sand filter and service	East		\$ 51,800								
Mt Helena Hills Support Group	External paint	East	\$ 15,500							\$ 15,500		
Mt Helena Oval Changerooms	External paint	East										\$ 7,500
Mt Helena Oval Changerooms	Internal paint	East										\$ 13,200
Mt Helena Oval Changerooms	Replace HWU's	East				\$ 3,700						

Buildings - Preventative Maintenance (continued)

Name	Description	Ward	24/25	25/26	26/27	27/28	28/29	29/30	30/31	31/32	32/33	33/34
Mt Helena Public Toilets	Int & ext paint	East						\$ 2,600				
Mt Helena Public Toilets	pump septics	East			\$ 2,000							
Mt Helena Scouts (Jar-ree)	External Paint	East	\$ 5,200							\$ 5,200		
Mt Helena Scouts (Jar-ree)	Internal paint	East					\$ 11,400					
Mt Helena Scouts (Jar-ree)	Replace roof	East								\$ 36,300		
Mundaring Arena	Internal and External Paint	Central							\$ 85,000			
Mundaring Arena	Reseal Floors	Central					\$ 20,700					
Mundaring Fire School (Stoneville)	External paint	East		\$ 4,000							\$ 4,000	
Mundaring Fire School (Stoneville)	Internal paint	East						\$ 5,300				
Mundaring Fire School (Stoneville)	Replace floor coverings	East							\$ 7,000			
Mundaring Hall	External paint	Central					\$ 15,500					
Mundaring Hall	Internal paint	Central	\$ 15,500							\$ 15,500		
Mundaring Hall	New awnings over western windows	Central		\$ 8,000								
Mundaring Hall	Replace roof over toilet wing	Central					\$ 40,000					
Mundaring Hardcourt Buildings	Paint kiosk external	Central			\$ 5,200							\$ 5,200
Mundaring Hardcourt Buildings	Paint kiosk internal	Central			\$ 4,100							\$ 4,100
Mundaring Old School (Tourism Association)	External paint	Central								\$ 15,500		
Mundaring Old School (Tourism Association)	Internal paint	Central			\$ 10,400							\$ 10,400
Mundaring Old School (Tourism Association)	Replace roof	Central				\$ 40,000						

Buildings - Preventative Maintenance (continued)

Name	Description	Ward	24/25	25/26	26/27	27/28	28/29	29/30	30/31	31/32	32/33	33/34
Murdaring Recreation Ground Pavilion	Exterral paint	Central	\$ 11,400							\$ 11,400		
Murdaring Recreation Ground Pavilion	Internal paint	Central			\$ 20,700							\$ 20,700
Murdaring Recreation Ground Pavilion	Renew leach drains	Central				\$ 15,000						
Murdaring Recreation Ground Pavilion	Replace 1/2 roof	Central									\$ 22,000	
Murdaring Sculpture Park Public Toilets	Int & ext paint	Central						\$ 4,100				
Murdaring Sculpture Park Public Toilets	Pump septic	Central		\$ 2,000								
Murdaring Sharing (Craigie House)	Exterral paint	Central					\$ 15,500					
Murdaring Sharing (Craigie House)	Internal paint	Central				\$ 12,400						
Murdaring Sharing (Craigie House)	Verandah timber	Central				\$ 10,000						\$ 10,000
Murdaring Sporting Club	Internal paint	Central			\$ 20,000							\$ 20,000
Murdaring Station Masters House	Exterral paint	Central	\$ 5,000							\$ 5,000		
Murdaring Station Masters House	Internal paint	Central	\$ 10,000							\$ 10,000		
Murdaring Weir Hall	Brickwork repairs	Central			\$ 3,000							
Murdaring Weir Hall	Ext timber repairs	Central		\$ 3,500								
Murdaring Weir Hall	Replace roof	Central							\$ 85,000			
Octagonal Hall (Glen Forrest)	Brickwork repairs	Central			\$ 5,000							
Octagonal Hall (Glen Forrest)	Exterral paint	Central					\$ 4,100					

Buildings - Preventative Maintenance (continued)

Name	Description	Ward	24/25	25/26	26/27	27/28	28/29	29/30	30/31	31/32	32/33	33/34
Octagonal Hall (Glen Forrest)	Internal paint	Central			\$ 7,300							\$ 7,300
Octagonal Hall (Glen Forrest)	Roof Replacement (partial)	Central	\$ 16,000									
Operations Centre	Internal and external paint	Central					\$ 65,000					
Operations Centre	Replace shade sails	Central				\$ 6,400						
Parkerville	Internal and external paint	Central			\$ 8,300							
Equestrian Centre	Carpentry repairs	Central			\$ 3,800					\$ 3,800		
Parkerville Guides (Old School)	External paint	Central		\$ 20,000							\$ 20,000	
Parkerville Guides (Old School)	Internal paint	Central				\$ 10,900						
Parkerville Guides (Old School)	Roof replace	Central								\$ 35,000		
Parkerville Hall	External paint	Central								\$ 6,200		
Parkerville Hall	Internal paint	Central		\$ 15,500							\$ 15,500	
Parkerville Hall	Replace timber floor	Central		\$ 57,000								
Parkerville Oval	External paint	Central			\$ 8,800							\$ 8,800
Changerooms/Shelter	Internal paint	Central			\$ 10,400							\$ 10,400
Parkerville Oval	External paint	Central						\$ 4,100				
Pavilion	Internal paint	Central								\$ 3,100		
Parkerville Playgroup	External paint	Central			\$ 3,800							\$ 3,800
Parkerville Playgroup	Internal paint	Central			\$ 6,700							\$ 6,700
Sawyers Valley Oval	External paint	East			\$ 10,000							\$ 10,000
Changerooms												

Buildings - Preventative Maintenance (continued)

Name	Description	Ward	24/25	25/26	26/27	27/28	28/29	29/30	30/31	31/32	32/33	33/34
Sawyers Valley Oval Changerooms	Internal paint	East			\$ 5,200							\$ 5,200
Sawyers Valley Oval Hall	External paint	East			\$ 3,100							\$ 3,100
Sawyers Valley Oval Hall	Internal paint	East			\$ 4,400							\$ 4,400
Sawyers Valley Oval Hall	Replace floor	East										\$ 30,000
Sawyers Valley Oval Public Toilets	Int & external paint	East				\$ 4,100						
Sawyers Valley Oval Public Toilets	Pump septic	East			\$ 2,000							
Swan View Health Clinic	Internal and external paint	West				\$ 5,900						
Swan View Playgroup (Gladstone Ave)	External paint	West				\$ 4,100						
Swan View Playgroup (Gladstone Ave)	Internal paint	West				\$ 4,300						
Woorook Hall	Internal paint	East							\$ 15,500			
Woorook Public Toilets	Int & ext paint	East					\$ 3,100					
			\$311,800	\$360,200	\$300,390	\$313,300	\$313,950	\$200,200	\$292,600	\$325,700	\$329,600	\$450,490

Drainage

Name	Description	Ward	24/25	25/26	26/27	27/28	28/29	29/30	30/31	31/32	32/33	33/34
BARUSELLA AVENUE	Redirect and pipe 50 metres of open drain across front of 9 Barusella Avenue	West	\$ 220,000									
COPPIN ROAD	Widen and drain 200m east side from GEHwy towards Jacoby St	Central					\$ 120,000					
FLOOD MITIGATION WORKS	Improve drainage systems that fail during storms and replace asbestos pipes	All								\$ 300,000	\$ 300,000	\$ 300,000
GLENWOOD AVENUE	Pipe 260m open drain from 33 Glenwood to Clayton.	South						\$ 300,000				
HARDEY ROAD	Reline internally poor condition lateral drainage pipes between Strettle Rd and Glen Forrest Dve	Central							\$ 100,000			
MARQUIS STREET	Kerb and drain east side	East					\$ 180,000					
OLD YORK RD / WARD AVE	Replacement kerb and pits, verge swales and sections of footpath	West	\$ 80,000									
RICHARDSON ROAD	Strip widen, kerb and install piped drainage Roland Rd to Buttercup Road	Central				\$ 300,000						
RYECROFT ROAD	Upgrade drainage for 170 metres east of Leithdale Road which improves pedestrian access to bus stop and school	All							\$ 200,000			
SEABORNE STREET	Pipe worst sections of open drains close to road edge between Glendower St and Hallett Rd	Central			\$ 190,000							
STONEVILLE ROAD	Replace and upgrade existing poor condition corrugated metal pipe from GEH to Hartung 200m	Central		\$ 300,000								
VIVEASH ROAD	Pipe drainage through reserve to Blenheim Place	West			\$ 110,000							
			\$ 300,000	\$ 300,000	\$ 300,000	\$ 300,000	\$ 300,000	\$ 300,000	\$ 300,000	\$ 300,000	\$ 300,000	\$ 300,000

Furniture and Equipment

Name	Description	Ward	24/25	25/26	26/27	27/28	28/29	29/30	30/31	31/32	32/33	33/34
ADMIN CENTRE	Council chambers update audio and visual (IT Reserve)	All	\$ 125,000									
ART ACQUISITIONS	rew art	All	\$ 12,000	\$ 12,000	\$ 12,000	\$ 12,000	\$ 12,000	\$ 12,000	\$ 12,000	\$ 12,000	\$ 12,000	\$ 12,000
BILGOMAN POOL	Replace pool cleaner	South		\$ 15,000								
BUS SHELTERS	Upgrade or install bus shelters	All	\$ 20,000	\$ 20,000	\$ 20,000	\$ 20,000	\$ 20,000	\$ 20,000	\$ 20,000	\$ 20,000	\$ 20,000	\$ 20,000
LAKE LESCHENAULTIA	Upgrade CCTV	East	\$ 30,000									
SPEED DISPLAY UNITS	Purchase two units	All	\$ 25,000									
			\$ 212,000	\$ 47,000	\$ 32,000	\$ 32,000	\$ 32,000	\$ 32,000	\$ 32,000	\$ 32,000	\$ 32,000	\$ 32,000

Footpaths

Name	Description	Ward	24/25	25/26	26/27	27/28	28/29	29/30	30/31	31/32	32/33	33/34
AYRES RD	Concrete shared path Richardson Rd to Hawke St 400m*2.0m	East										\$ 180,000
BAILUP ROAD	Concrete path Mayo Road to new subdivision 170m*2.0m	East									\$ 110,000	
BEDALE ST	Concrete shared path Salisbury Rd to Horwood Rd 170m*2.0m	West									\$ 84,000	
BERESFORD GNS	New concrete path Welbourn Road to Heritage trail 160m	West	\$ 42,000									
BILGOMAN RD	Concrete shared path William Rd to Ferguson Rd 270m*2.0m	Central								\$ 110,000		
BROWNFIELD DR	Concrete footpath Welbourn Road to Heritage trail 160m *2.0m	West			\$ 130,000							
CHURCHILL DR	Concrete footpath Chartwell Wy to Blenheim Rd 385m*2.0m	West			\$ 135,000							
CHURCHILL DR	Replace asphalt with concrete footpath Blenheim Pl to Viveash Rd 100m*2.0m	West				\$ 40,000						
COOLGARDIE ST	Concrete shared path Reddy Ave to the Bowling Club 400m*2.0m	Central								\$ 172,000		
COPPIN RD	Concrete shared path Great Eastern Highway bus stop to Jacoby St 450m*2.0m	Central							\$ 193,000			
CRAVEN RD	Concrete shared path Gt Eastern Highway to Gray Court 330m*2.0m	East							\$ 202,000			
DARLINGTON RD	Concrete footpath Oxley Road to Great Eastern Highway 450m*1.2m - requires further scoping	South					\$ 400,000					
DARLINGTON RD	Concrete path Coulston Rd to Hillsden Rd 240m*1.5m	South						\$ 165,000				
DIBBLE ST	Concrete shared path Ealy St to Princess St 160m*2.0m	East			\$ 125,000							
EAGLE ST	Concrete shared path Walker St to Heritage Trail 420m*2.0m	Central		\$ 82,000								
ELDWICK PL	Concrete shared path Horwood Rd to P.A.W. 100m*2.0m	West									\$ 38,000	
GREAT EASTERN HIGHWAY	Cockatoo PAW to bus stop 40m*2.3m	All		\$ 12,000								

Footpaths (continued)

Name	Description	Ward	24/25	25/26	26/27	27/28	28/29	29/30	30/31	31/32	32/33	33/34
GREAT EASTERN HIGHWAY	Concrete footpath Cockatoo PAW to Darkan St 380m*2m	Central						\$ 81,000				
GREAT EASTERN HIGHWAY	Concrete footpath Fenton St to Cockatoo PAW 300m*2m	Central					\$ 65,000					
GREAT EASTERN HIGHWAY	Concrete footpath Mdg Weir Rd to Fenton St 180m*2m	Central					\$ 35,000					
GREAT EASTERN HIGHWAY	Concrete footpath south side Darkan to Wandeara 150m*2.0m	Central						\$ 36,000				
HELENA VALLEY RD	New cycle path Midland Rd to Tamala Green (seek WABN grant) 750m*3.0m	South		\$ 300,000								
KILBURN ROAD	Concrete shared path Brindle Rd to Vista Pde 140m	East	\$ 32,000									
MARLOO RD	Concrete shared path Innamincka Rd to Heritage Trail 730m*2.0m	West										\$ 320,000
MUNDARING OVAL	Concrete path overflow car park to Pavilion	Central	\$ 20,000									
NEEDHAM ROAD	Upgrade gravel to concrete from Government Rd to Gee St	East							\$ 105,000			
NICHOLL ST	Brown asphalt path McGlew Rd to Tuffin Rd 680m*2.0m	Central									\$ 268,000	
GLEN FORREST	Concrete path Throssell Rd to John Forrest National Park 300m*2.0m	West	\$ 110,000									
OLD YORK RD												
PHILLIPS RD	Concrete Shared Path Coolgardie St to Martin Rd 190m*2.0m	Central				\$ 80,000						
MUNDARING	Concrete Shared Path Martin Rd to Craigie Pl 260m*2.0m	Central						\$ 184,000				
PHILLIPS RD												
MUNDARING												
PRINCESS RD	Concrete shared path Cook St to Dibble St 600m*2.0m	East				\$ 380,000						
RIDGE HILL RD	Concrete shared path Scott St to Maguire Rd 300m*2.0m	South	\$ 110,000									
SPRINGSIDE CR	Brown asphalt path PAW to PAW 120m*2.0m	Central						\$ 34,000				

Footpaths (continued)

Name	Description	Ward	24/25	25/26	26/27	27/28	28/29	29/30	30/31	31/32	32/33	33/34
SUNSET HILL RD	Concrete shared path Wandu Rd to Throssell Rd 180m*2.0m	West		\$ 50,000								
THROSSELL RD	Concrete shared path Sunset Hill Rd to Wallis Crk 330m*2.0m	West			\$ 110,000							
TRAYLEN RD	Concrete shared path Stoneville Rd to Emmerson Rd 600m*2.0m	East								\$ 218,000		
VISTA DRIVE	Concrete Path Kilburn Rd to Dodington Pl 800m*2.1m	Central	\$ 188,000									
WANDU RD	Concrete shared path remaining section to Sunset Hill Rd 210m*2.0m	West		\$ 58,000								
			\$ 500,000	\$ 500,000	\$ 500,000	\$ 500,000	\$ 500,000	\$ 500,000	\$ 500,000	\$ 500,000	\$ 500,000	\$ 500,000

Horticultural Works

Name	Description	Ward	24/25	25/26	26/27	27/28	28/29	29/30	30/31	31/32	32/33	33/34
BILGOMAN POOL	Screen Planting along Great Eastern Highway boundary	South	\$ 25,000									
BLACKBOY HILL	Enhance paving/rock work/stones/trees around memorial	West			\$ 50,000							
BROZ PARK	Area enhancement	South							\$ 40,000			
COMMUNITY BUILDING GARDENS	Rejuvenate gardens at existing shire facilities	All									\$ 50,000	\$ 50,000
MUNDARING ADMINISTRATION CENTRE	Staged replanting around building	Central								\$ 50,000		
MUNDARING SCULPTURE PARK	Repair Amphitheatre sleepers, lawn area and gardens (\$200,000 from Reserves)	Central	\$ 10,000	\$ 200,000								
MUNDARING SCULPTURE PARK	Upgrade demonstration garden	Central							\$ 10,000			
MUNDARING SCULPTURE PARK	Upgrade gardens	Central						\$ 50,000				
MUNDARING TOWN CENTRE	Install streetscapes, trees in Mundaring Town Centre	Central		\$ 50,000			\$ 50,000					
MUNDARING TOWN CENTRE	Upgrade entry statements / medians (Trust funds)	Central	\$ 40,000	\$ 31,000								
WOOROLOO CEMETERY	Upgrade gardens	East				\$ 50,000						
			\$ 75,000	\$ 281,000	\$ 50,000	\$ 50,000	\$ 50,000	\$ 50,000	\$ 50,000	\$ 50,000	\$ 50,000	\$ 50,000

Parks and Reserves

Name	Description	Ward	24/25	25/26	26/27	27/28	28/29	29/30	30/31	31/32	32/33	33/34
BILGOMAN POOL	Install water play area (Reserve \$184,000, Grant \$200,000)	South				\$ 400,000						
BILGOMAN POOL	Replace play equipment	South						\$ 35,000				
BROWN PARK	Earthworks, retaining and levelling near Brock pavilion, southern carpark and old tennis courts	West			\$ 194,000							
BROWN PARK	Flood lighting upgrade (Grants \$205,354, Reserve \$350,000)	West	\$ 580,000									
BROWN PARK	Install accessible water fountain	West	\$ 5,000									
BROWN PARK	Install shelter, seating, and BBQ	West		\$ 40,000								
BROWN PARK	Upgrade skate and dirt jump facility (\$150,000 Reserve, \$250,000 grant)	West		\$ 50,000	\$ 500,000							
BROWN PARK	Relocate cricket wickets (4 off, Reserve \$370,000)	West		\$ 370,000								
BROWN PARK	Construct a fenced dog park (Reserve \$300,000)	West			\$ 300,000							
BROZ PARK	Upgrade Broz Park skate Park (1/3 Grant)	South				\$ 300,000						
CEMETERY WORKS	Staged upgrading of cemetery sites	All	\$ 10,000	\$ 10,000	\$ 10,000	\$ 10,000	\$ 10,000	\$ 10,000	\$ 10,000	\$ 10,000	\$ 10,000	\$ 10,000
CHARTWELL PARK	Replace play equipment (POS trust)	West		\$ 60,000								
CHIDLOW VILLAGE GREEN	Build an RV rest stop and dump point (\$50,000 POS TRUST)	East	\$ 5,000	\$ 100,000								
COMMUNITY WASTE RECYCLING CENTRES	Staged upgrading of Community Waste Recycling Centres	All	\$ 20,000	\$ 20,000	\$ 20,000	\$ 20,000	\$ 20,000	\$ 19,000	\$ 20,000	\$ 20,000	\$ 20,000	\$ 20,000
CRICKET WICKETS	Synthetic turf wicket replacement program	All	\$ 10,000	\$ 10,000	\$ 10,000	\$ 10,000	\$ 10,000	\$ 10,000	\$ 10,000	\$ 10,000	\$ 10,000	\$ 10,000
DARLINGTON LOWER RECREATION AREA	Shelter for skatepark area	South								\$ 20,000		
DARLINGTON OVAL	Upgrade oval reticulation and water tank (POS Trust \$119,000)	South	\$ 180,000									
DOG PARK	Identify location and build dog park in central area of Shire (eg spot of current Mundaring skate park if relocated)	All					\$ 154,000					

Parks and Reserves (continued)

Name	Description	Ward	24/25	25/26	26/27	27/28	28/29	29/30	30/31	31/32	32/33	33/34
ELLESMERE PARK	New dog park (subject to Darling Ridge shopping centre funding of \$150,000, POS TRUST \$115,000)	West	\$ 265,000									
FRASER PARK	Install additional play equipment (POS TRUST \$120,000)	West		\$ 120,000								
FUTURE WORKS	Future Works to be determined from future asset condition surveys and review of Recreation Facilities Informing Strategy	All							\$ 55,000	\$ 266,000	\$ 304,000	\$ 304,000
GREENMOUNT PEACE PARK	Replace play equipment	West		\$ 35,000								
HARRY RISEBOROUGH OVAL	Install seating for lower oval	Central			\$ 30,000							
HARRY RISEBOROUGH OVAL	Upgrade lighting to upper oval	Central					\$ 115,000					
HERITAGE TRAIL LAKE	Staged upgrading of Heritage trails	All	\$ 10,000	\$ 10,000	\$ 10,000	\$ 10,000	\$ 10,000	\$ 10,000	\$ 10,000	\$ 10,000	\$ 10,000	\$ 10,000
LESCHENAULTIA LAKE	Install second automated entry gate	East							\$ 29,000			
LESCHENAULTIA LAKE	New double plate BBQ at tent campground	East				\$ 23,000						
LESCHENAULTIA LAKE	Refurbish camp kitchen	East		\$ 34,000								
LESCHENAULTIA LAKE	Replace BBQ on west beach	East								\$ 18,000		
LESCHEN PARK	Playground upgrade	All		\$ 40,000								
LIBERTY SWING	Install Liberty swing location to be determined	All	\$ 30,000									
MORGAN JOHN MORGAN RESERVE	Construct a pump track (seek Lotterywest funding \$175,000, Reserve \$104,000)	Central	\$ 20,000	\$ 350,000								
MT HELENA OVAL	Expand skate park	All						\$ 120,000				
MT HELENA OVAL	Upgrade flood lighting across oval to training level	All	\$ 24,000									
MUNDARING HARDCOURTS	Renew hockey backboards	Central							\$ 45,000			

Parks and Reserves (continued)

Name	Description	Ward	24/25	25/26	26/27	27/28	28/29	29/30	30/31	31/32	32/33	33/34
MUNDARING HARDCOURTS	Resurface courts (half)	Central						\$ 150,000	\$ 150,000			
MUNDARING LIONS PARK	Install perimeter fencing, repair paving	Central				\$ 55,000						
MUNDARING OVAL	Replace scoreboard	Central							\$ 25,000			
MUNDARING OVAL	Replace selected play equipment items	Central					\$ 35,000					
MUNDARING REGIONAL SKATE PARK	Install a regional scale skate park within the Mundaring Townsite (seek 50% Lotterywest funding, 50% Reserve)	Central						\$ 750,000				
NORRIS PARK	Upgrade hard court basketball fixtures	East				\$ 10,000						
PARKERVILLE OVAL	Outdoor exercise equipment	Central		\$ 24,000								
PARKERVILLE OVAL	Upgrade cricket practice nets (\$73,333 from DSRRF, \$40,000 from Cricket Australia)	Central	\$ 220,000									
PARKERVILLE OVAL	Upgrade floodlighting to match standard (1/3 grant funding, 2/3 Reserve)	Central		\$ 420,000								
SAWYERS VALLEY OVAL	Sub surface drainage works (Reserve \$230,000)	East	\$ 230,000									
SAWYERS VALLEY OVAL	New reticulation (POS Trust \$68,000)	East	\$ 120,000									
TENNIS COURT UPGRADES	Surface replacement and infrastructure upgrade program	All	\$ 30,000	\$ 30,000	\$ 10,000	\$ 30,000	\$ 30,000	\$ 30,000	\$ 30,000	\$ 30,000	\$ 30,000	\$ 30,000
WOOROLOO RESERVE	Expand and replace play equipment and shelters (POS TRUST \$43,000)	East	\$ 63,000									
			\$1,822,000	\$1,723,000	\$1,084,000	\$868,000	\$384,000	\$1,134,000	\$384,000	\$384,000	\$384,000	\$384,000

Road Reconstruction

Name	Description	Ward	24/25	25/26	26/27	27/28	28/29	29/30	30/31	31/32	32/33	33/34
BAILEY ROAD	Construct turnaround at southern end (in conjunction with resurfacing)	Central	\$ 20,000									
BROOKING ROAD	New road Owen Rd to Richardson Rd (seeking MRRG funds)	Central	\$ 400,000	\$ 400,000	\$ 700,000							
BROWN PARK CARPARK	Reconstruction to improve layout of central carpark	West	\$ 600,000									
FUTURE ROAD RECONSTRUCTION	Future works to be determined from future road condition surveys	All						\$ 170,000	\$ 150,000	\$ 1,000,000	\$ 1,000,000	\$ 1,000,000
GLEN ROAD	Reconstruct Maslin Rd to Victor Rd 250 metres	South	\$ 20,000	\$ 320,000								
GRANCEY AVE	Reconstruct, kerb, drain and asphalt - 350 metres	Central						\$ 480,000				
HARRY RISEBOROUGH CARPARK	Construct and seal carpark	Central		\$ 350,000								
JACOBY STREET	Reconstruct with traffic treatments and parking bays	Central				\$ 1,000,000						
MALONE ROAD	Seal turnaround area	South	\$ 20,000									
MUNDARING CIVIC PRECINCT ROW	Retain, widen and seal laneway Craig St, Fenton, Jacoby St, Mundaring Weir Rd - 200 metres	Central						\$ 350,000				
PARKERVILLE HALL	Upgrade carpark to accessibility compliance and seal	Central	\$ 165,000									
PARKERVILLE OVAL	Construct and seal carpark	Central					\$ 650,000					
SANDOVER ROAD	Improve turnaround area	South	\$ 25,000									
SAWYERS VALLEY OVAL	Seal carpark	East							\$ 150,000			
THOMAS STREET CHIDLOW	Reconstruct Reservoir Rd to Old Northam Rd 540m plus parking bays at community garden and tavern area	East							\$ 700,000			
WELD ROAD	Construct parking embayments, fix kerb and rehab pavement	East					\$ 350,000					
			\$1,250,000	\$1,070,000	\$700,000	\$1,000,000	\$1,000,000	\$1,000,000	\$1,000,000	\$1,000,000	\$1,000,000	\$1,000,000

Road Improvements

Name	Description	Ward	24/25	25/26	26/27	27/28	28/29	29/30	30/31	31/32	32/33	33/34
FIRE ACCESS WORKS	Improve fire access routes dependent on revised BAAS priority listing	All		\$ 200,000	\$ 350,000	\$ 200,000		\$ 200,000	\$ 200,000	\$ 200,000	\$ 200,000	\$ 200,000
FIRE ACCESS WORKS	Upgrade link between Falls Road and Richardson Road	Central	\$ 180,000									
HELENA VALLEY RD and SCOTT ST ROUNDABOUT	Construct roundabout (seek grant funding \$300,000)	South			\$ 450,000							
CWEN ROAD	Improve pedestrian crossing	South	\$ 20,000									
STONEVILLE RD and WALKER ST ROUNDABOUT	Install roundabout (seek grant funding of \$400,000)	East					\$ 600,000					
			\$ 200,000	\$ 200,000	\$ 800,000	\$ 200,000	\$ 600,000	\$ 200,000	\$ 200,000	\$ 200,000	\$ 200,000	\$ 200,000

Road Rehabilitation

Name	Description	Ward	24/25	25/26	26/27	27/28	28/29	29/30	30/31	31/32	32/33	33/34
CRACK SEALING AND ROAD REPAIRS	Preventative Maintenance	All	\$ 100,000	\$ 100,000	\$ 100,000	\$ 100,000	\$ 100,000	\$ 100,000	\$ 100,000	\$ 100,000	\$ 100,000	\$ 100,000
MORRISON ROAD (MRRG 24/25)	Resurface railway to Farall Road	West	\$ 600,000									
OLD YORK ROAD (MRRG 24/25 & LRCIP Part B)	Resurface full length 980 metres	West	\$ 1,029,975									
ROAD RESURFACING AND PREPARATION	Road renewal including preparation works	All		\$ 1,927,491	\$ 1,927,491	\$ 1,927,491	\$ 1,927,491	\$ 1,927,491	\$ 1,927,491	\$ 1,927,491	\$ 1,927,491	\$ 1,927,491
ROAD RESURFACING AND PREPARATION	Allan Place, Darlington	South	\$ 41,840									
ROAD RESURFACING AND PREPARATION	Anne Road, Hovea	Central	\$ 31,344									
ROAD RESURFACING AND PREPARATION	Ashtead Street, Sawyers Valley	East	\$ 59,330									
ROAD RESURFACING AND PREPARATION	Bailey Road, Glen Forrest	Central	\$ 26,412									
ROAD RESURFACING AND PREPARATION	Cook Street, Mt Helena	East	\$ 11,442									
ROAD RESURFACING AND PREPARATION	Coppin Road, Mundaring	Central	\$ 123,990									
ROAD RESURFACING AND PREPARATION	Glenburn Road, Glen Forrest	Central	\$ 88,806									

Road Rehabilitation (continued)

Name	Description	Ward	24/25	25/26	26/27	27/28	28/29	29/30	30/31	31/32	32/33	33/34
ROAD RESURFACING AND PREPARATION	Goslin Street, Sawyers Valley	East	\$ 41,180									
ROAD RESURFACING AND PREPARATION	Graham Street North, Mt Helena	East	\$ 73,103									
ROAD RESURFACING AND PREPARATION	Harzell Rd, Darlington	South	\$ 128,332									
ROAD RESURFACING AND PREPARATION	Hillcrest Drive, Darlington	South	\$ 99,928									
ROAD RESURFACING AND PREPARATION	Kingston Road, Mt Helena	South	\$ 91,515									
ROAD RESURFACING AND PREPARATION	Martin Road, Mundaring	Central	\$ 30,990									
ROAD RESURFACING AND PREPARATION	Mills Road, Glen Forrest	Central	\$ 30,480									
ROAD RESURFACING AND PREPARATION	Nelson Road, Darlington	South	\$ 127,987									
ROAD RESURFACING AND PREPARATION	Neptune Street, Chidlow	East	\$ 107,943									
ROAD RESURFACING AND PREPARATION	Redfern Road, Parkerville	Central	\$ 19,940									
ROAD RESURFACING AND PREPARATION	Rosedale Road, Chidlow	East	\$ 161,731									

Road Rehabilitation (continued)

Name	Description	Ward	24/25	25/26	26/27	27/28	28/29	29/30	30/31	31/32	32/33	33/34
ROAD RESURFACING AND PREPARATION	Towerhill Crt, Darlington	South	\$ 92,000									
ROAD RESURFACING AND PREPARATION	Ten Acre Way, Stoneville	East	\$ 46,400									
SHOULDER IMPROVEMENTS	Hidden Valley Road	Central	\$ 88,000									
SHOULDER IMPROVEMENTS	Road edge improvements	All		\$ 88,000	\$ 88,000	\$ 90,000	\$ 90,000	\$ 90,000	\$ 90,000	\$ 90,000	\$ 90,000	\$ 90,000
STONEVILLE ROAD (MRRG 24/25)	Rehabilitation Traylen Rd to Anketell Rd	East	\$ 788,686									
			\$4,041,353	\$2,115,491	\$2,115,491	\$2,117,491	\$2,117,491	\$2,117,491	\$2,117,491	\$2,117,491	\$2,117,491	\$2,117,491

Sealing of Gravel Roads

Name	Description	Ward	24/25	25/26	26/27	27/28	28/29	29/30	30/31	31/32	32/33	33/34
CLIFTON STREET	Seal gravel road - 280m	East	\$ 240,000									
DUFFIELD ROAD	Seal gravel road	Central								\$ 130,000		
DURA ROAD	Seal gravel road - 50m	Central	\$ 40,000									
GOODWIN PLACE	Seal gravel road	East								\$ 150,000		
JANECZEK ROAD	Seal road - 300m	Central									\$ 280,000	
KENSITT ROAD	Seal road - 380m	Central					\$ 280,000					
MEREBIN / RYMPLE RDS	Seal gravel road - 700m	East						\$ 280,000	\$ 280,000			
THOMAS STREET	Seal gravel road to service three houses west of Douglas Road	East										\$ 280,000
WERRIBEE ROAD	Seal gravel service road	East			\$ 280,000	\$ 280,000						
WILLIAM ROAD EAST	Seal gravel road - 230m	East		\$ 280,000								
			\$ 280,000	\$ 280,000	\$ 280,000	\$ 280,000	\$ 280,000	\$ 280,000	\$ 280,000	\$ 280,000	\$ 280,000	\$ 280,000

Plant and Fleet

Description	24/25	25/26	26/27	27/28	28/29	29/30	30/31	31/32	32/33	33/34
Replace Tractor mower					\$ 52,526					
Replace forklift		\$ 62,970								
Replace Komatsu grader									\$ 410,000	
Replace Bomag Road Roller				\$ 77,140						
Replace Toyota skidsteer machine									\$ 75,000	
Replace Community Safety Vehicle			\$ 54,122					\$ 59,755		
Replace Kubota tractor		\$ 79,628								
Replace Kubota tractor					\$ 97,547					
Replace Kubota front deck mower	\$ 43,000				\$ 52,526					
Replace Ammann twin drum roller							\$ 94,500			
Replace 4WD buggy									\$ 30,000	
Replace Community Recycling Centre loader			\$ 312,000							
Replace transfer station loader			\$ 312,000							
Replace Community Safety Ranger vehicle	\$ 50,000					\$ 57,434				
Replace Volvo front end loader		\$ 214,383								
Replace workshop vehicle		\$ 46,000				\$ 51,000				
Replace Parks utility				\$ 44,163						\$ 46,000
Replace Horticultural team utility tipper		\$ 121,000							\$ 125,000	
Replace 14T tip truck								\$ 139,620		
Replace 14T truck with 8T 3 way tipper truck					\$ 147,557					
Replace Hino 14T tip truck						\$ 168,852				
Replace 14T truck							\$ 126,639			
Replace Community Safety Ranger vehicle				\$ 99,367						\$ 50,000
Replace 3T flat bed truck			\$ 104,000							
Replace Mitsubishi 8T tip truck					\$ 147,411					
Replace 8T 3way tip truck		\$ 121,000								
Replace Hino 8T truck							\$ 295,491			
Replace 8T tip truck	\$ 240,000							\$ 230,000		
Replace dual cab 3T truck	\$ 120,000								\$ 125,000	
Replace Hino 4T truck		\$ 99,000								
Replace Community Safety Ranger vehicle	\$ 50,000					\$ 55,204				
Replace Fuso 4T truck	\$ 110,000									
Replace Mitsubishi 6T truck				\$ 140,391						
Replace road sweeper				\$ 368,027						
Replace 8T 3way tipper truck		\$ 127,339								

Plant and Fleet (continued)

Description	24/25	25/26	26/27	27/28	28/29	29/30	30/31	31/32	32/33	33/34
Replace 4T street tree truck	\$ 140,000									
Replace 4T street tree truck		\$ 104,186								
Replace Co-ordinator Community Safety vehicle	\$ 40,000					\$ 44,000				
Replace Environmental Landcare Team utility					\$ 50,667					
Replace Parks vehicle					\$ 50,677					
Replace Infrastructure Protection Officer			\$ 48,709					\$ 53,779		
Replace Tree Management Supervisor vehicle				\$ 44,163						\$ 46,000
Replace Parks ovals maintenance utility				\$ 44,163						\$ 46,000
Replace reticulation utility				\$ 44,163						\$ 46,000
Replace Co-ordinator Civil Works utility (EV)	\$ 75,000					\$ 78,000				
Replace Supervisor parks utility				\$ 44,163						
Replace Coordinator Parks Services utility (EV vehicle)					\$ 65,000					
Replace Bigoman Pool utility		\$ 42,000					\$ 44,000			
Replace Construction Supervisor vehicle	\$ 40,000					\$ 44,000				
Replace Works Supervisor vehicle			\$ 48,709					\$ 53,779		
Replace reticulation vehicle			\$ 48,709					\$ 53,779		
Replace Supervisor Maintenance vehicle			\$ 48,709					\$ 53,779		
Replace Co-ordinator waste and fleet utility		\$ 46,000					\$ 50,000			
Replace Lake utility				\$ 38,643						
Replace Lake utility					\$ 50,000					
Replace fire protection officer vehicle			\$ 97,399					\$ 99,399		
Replace Supervisor Environment and Horticulture vehicle				\$ 44,163						\$ 46,000
Replace fire inspection officer vehicle					\$ 50,677					
Replace fire protection officer vehicle					\$ 50,677					
Replace Community Landcare Officer vehicle						\$ 43,500				
Replace Waste Supervisor vehicle					\$ 43,500					
Replace Swimming pool inspector vehicle (EV)	\$ 50,000									
Replace Library Service vehicle	\$ 50,000					\$ 54,000				
Replace Chief Executive Officer vehicle					\$ 64,000					
Replace Admin pool vehicle (EV vehicle)	\$ 44,000					\$ 44,000				
Replace Children Services vehicle (Children Reserve)				\$ 46,000						

Plant and Fleet (continued)

Description	24/25	25/26	26/27	27/28	28/29	29/30	30/31	31/32	32/33	33/34
Replace Children Services vehicle (Children Reserve)				\$ 38,643						
Replace Co-ordinator Statutory Planning vehicle							\$ 65,000			
Replace Manager Libraries and Engagement vehicle					\$ 36,000					\$ 38,000
Replace Admin pool vehicle							\$ 65,000			
Replace Deputy Bushfire Control Officer vehicle			\$ 100,000					\$ 105,000		
Replace Chief Bushfire Control officer vehicle (50% DFES)					\$ 101,354					\$ 110,000
Replace Building Maintenance officer vehicle			\$ 45,000					\$ 48,000		
Replace Children Services vehicle (Children Reserve)					\$ 50,000					
Replace Senior Building Surveyor vehicle						\$ 43,500				
Replace Coordinator Infrastructure Development vehicle						\$ 43,500				
Replace Coordinator Infrastructure Design vehicle			\$ 48,709					\$ 53,779		
Replace Health Service Coordinator vehicle	\$ 40,000					\$ 43,000				
Replace Coordinator Environment and Sustainability utility				\$ 38,643						\$ 44,000
Replace Manager Children Services vehicle (Children Reserve)					\$ 37,500					\$ 38,000
Replace Manager Finance and Governance vehicle					\$ 35,000					\$ 36,000
Relace Graffiti and Building maintenance officer vehicle					\$ 43,500					
Replace 12T pig trailer						\$ 33,122				
Replace Children Services vehicle (Children Reserve)						\$ 50,000				
Replace Children Services 12 seater bus (Children Reserve)			\$ 74,000							
Replace trailer							\$ 35,150			
Replace tandem trailer	\$ 40,000									
Replace tandem trailer						\$ 34,461				
Replace tanden axle trailer						\$ 34,461				

Plant and Fleet (continued)

Description	24/25	25/26	26/27	27/28	28/29	29/30	30/31	31/32	32/33	33/34
Replace tandem trailer (ride on mower)			\$ 32,473							
Replace sign trailer			\$ 32,473							
Replace tandem trailer	\$ 40,000									
Replace horse float				\$ 33,122						
Replace woodchipper				\$ 82,806						
Replace Holam Compair					\$ 33,785					
Replace trailer (graffiti)			\$ 32,473							
Replace Chipper			\$ 86,595					\$ 95,607		
Replace trailer (street tree)						\$ 34,461				
Replacement of chainsaws, blowers, compactors, etc	\$ 35,000	\$ 35,000	\$ 35,000	\$ 35,000	\$ 35,000	\$ 35,000	\$ 35,000	\$ 35,000	\$ 35,000	\$ 35,000
	\$1,207,000	\$1,093,506	\$1,561,030	\$1,262,760	\$1,294,904	\$991,495	\$810,730	\$1,081,276	\$800,000	\$581,000

10.5 Monthly Financial Report for the period ended 31 December 2024

File Code	FI.RPT2
Author	Stan Kocian, Manager Finance and Governance
Senior Employee	Garry Bird, Director Corporate Services
Disclosure of Any Interest	Nil
Attachments	1. Financial Report for period ended 31 December 2024 ↓

PURPOSE

The monthly financial report discloses the Shire's financial performance and financial position for the period ended 31 December 2024.

BACKGROUND

The monthly financial report is presented in accordance with the *Local Government Act 1995* and the *Local Government (Financial Management) Regulations 1996*.

The monthly financial report contains the statement of financial activity and the statement of financial position, which together with any accompanying documents are required to be presented to the Council at an ordinary meeting of the Council within two months after the end of the month to which the statement relates.

STATUTORY / LEGAL IMPLICATIONS

Regulation 34(1) of the *Local Government (Financial Management) Regulations 1996* requires a local government to prepare a statement of financial activity each month.

POLICY IMPLICATIONS

Nil

FINANCIAL IMPLICATIONS

Financial implications are in accordance with the approved reporting material variances (C9.07.24) of:

- (+) or (-) \$50,000 or 10%, whichever is the greater for Revenue
- (+) or (-) \$100,000 or 10%, whichever is the greater for Expenses

within the monthly Statement of Financial Activity during the 2024/25 financial year.

STRATEGIC IMPLICATIONS

Shire of Mundaring Council Plan 2024 - 2034

Objective 10 - Sustainable Governance

Outcome 10.1 - Strengthen organisational culture, governance, financial management and asset management.

SUSTAINABILITY IMPLICATIONS

Nil

RISK IMPLICATIONS

Risk: Financial performance is not monitored against approved budget.		
Likelihood	Consequence	Rating
Possible	Minor	Moderate
Action / Strategy		
The monthly financial report tracks the Shire's actual financial performance against its budgeted financial performance to ensure that the Council is able to monitor the Shire's actual financial performance against the adopted budget throughout the financial year.		

CORPORATE COMMUNICATIONS

The Council Decision will be communicated in the following way/s.

Direct to stakeholder/s	
Website article/ post	
Social media post	
Print article/ media release	
E-newsletter/ Community update	
Advertisement	
Nil	✓

EXTERNAL CONSULTATION

Nil

COMMENT

The monthly financial report contains the following:

- Finance Dashboard with key financial indicators;
- Key financial information in graphical form;
- Statement of Financial Activity;
- Statement of Financial Position;
- Statement of Financial Activity Information, which includes a summary of the Shire's net current asset position and closing budget position;
- Explanation of Material Variances;
- Cash and Financial Assets;
- Capital Acquisitions;
- Grants and Contributions; and
- Capital Revenue.

In relation to the material variances, "timing" differences are due to the monthly spread of the budget not matching the actual spread of revenue or expenditure. Timing differences will not result in a forecast adjustment. Where the material variance is flagged as "permanent" this indicates that a forecast adjustment to the annual budget is required or has been made.

The actual closing budget position as at 31 December 2024 was a surplus of \$27,946,842 compared to a budgeted year to date surplus to the end of December of \$25,927,266. The budgeted year end surplus/deficit is nil as per the original budget adopted by Council on 31 July 2024 (SC4.07.24).

VOTING REQUIREMENT

Simple Majority

MOTION / COUNCIL DECISION			C6.02.25
Moved by	Cr Daw	Seconded by	Cr Cicchini
That Council notes:			
1. the closing position of the Shire for the period ended 31 December 2024 is a surplus of \$27,946,842 compared to the year to date budgeted surplus of \$25,927,266; and			
2. the explanation of material variances in the Statement of Financial Activity contained in Note 2 of Attachment 1 .			
			CARRIED 8/0
For:	Pres McNeil, Cr Cook, Cr Ellery, Cr Jeans, Cr Mehta, Cr Daw, Cr Zlatnik and Cr Cicchini		
Against:	Nil		



SHIRE OF MUNDARING

MONTHLY FINANCIAL REPORT

(Containing the required statement of financial activity and statement of financial position)

For the period ended 31 December 2024

LOCAL GOVERNMENT ACT 1995

LOCAL GOVERNMENT (FINANCIAL MANAGEMENT) REGULATIONS 1996

TABLE OF CONTENTS

Statements required by regulation

Finance Dashboard	2
Key Information	3
Statement of Financial Activity	6
Statement of Financial Position	7
Note 1 Statement of Financial Activity Information	8
Note 2 Explanation of Material Variances	9
Note 3 Cash and Financial Assets	10
Note 4 Capital Acquisitions	11
Note 5 Grants and Contributions	13
Note 6 Capital Revenue	14

SHIRE OF MUNDARING
FINANCE DASHBOARD
FOR THE PERIOD ENDED 31 DECEMBER 2024

Summary

Actual Rates Raised \$33,801,439

Actual Rates Received \$22,807,288; 60% Collected

Actual Operating Revenue \$49,996,137

Actual Capital Grants \$1,080,875

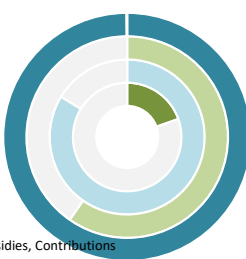
Actual Operating Expenditure (\$32,490,534)

Actual Capital Expenditure (\$3,374,867)

Actual Proceeds from Sale of Assets \$385,482

Year to Date Revenue Actuals Compared to Annual Budget

YTD Revenue vs Annual Budget



Rates

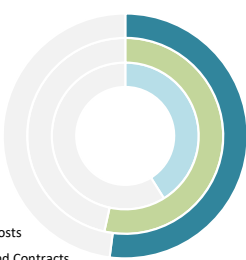
Grants, Subsidies, Contributions

Fees and Charges

Capital Revenue

Year to Date Expenditure Actuals Compared to Annual Budget

YTD Expenditure vs Annual Budget



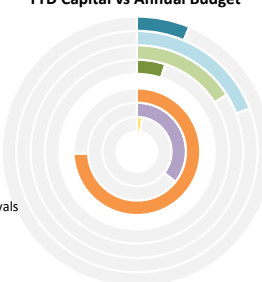
Employee Costs

Materials and Contracts

Utility Charges

Year to Date Capital Actuals Compared to Annual Budget

YTD Capital vs Annual Budget



Roads

Footpaths

Drainage

Parks and Ovals

Land

Buildings

Plant & Equipment

Furniture & Equipment

Closing Budget Surplus 30 June 2025

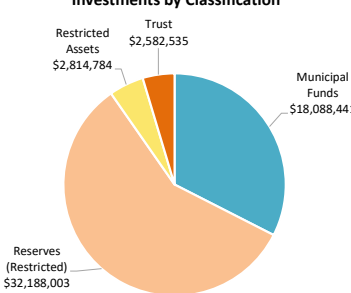
\$0

YTD Actual Surplus

\$27,946,842

Investments

Investments by Classification



Restricted Assets \$2,814,784

Trust \$2,582,535

Municipal Funds \$18,088,441

Reserves (Restricted) \$32,188,003

Loans

Actual Principal Outstanding \$7,292,861

Actual Principal Paid YTD (\$333,297)

Actual Interest Paid YTD (\$126,146)

Rates Outstanding

85 Properties with > \$10k outstanding

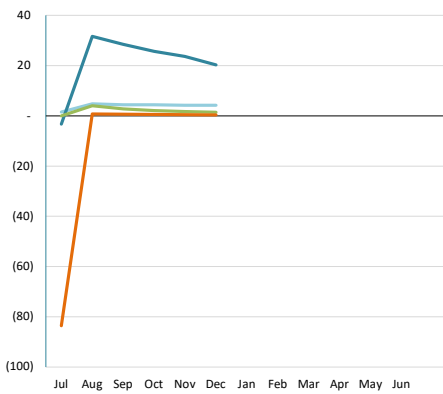
674 Properties with \$3k to \$10k outstanding

114 Properties where legal action commenced in 2023/24

383 Properties on alternative payment arrangements (>\$3k)

Financial Ratios

	Actual	Benchmark
Current Ratio	4.24	1
Debt Service Ratio	20.37	3
Own Source Revenue Ratio	0.95	>0.80
Operating Surplus Ratio	0.37	>0



Current Ratio Calculation

Debt Service Ratio

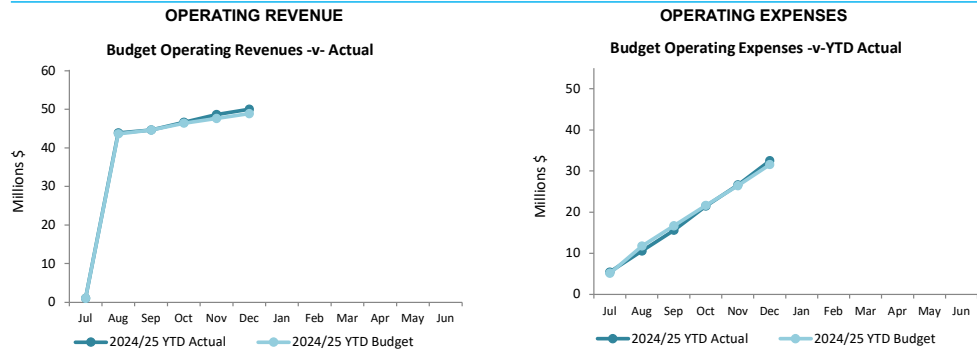
Own Source Revenue Ratio

Operating Surplus Ratio

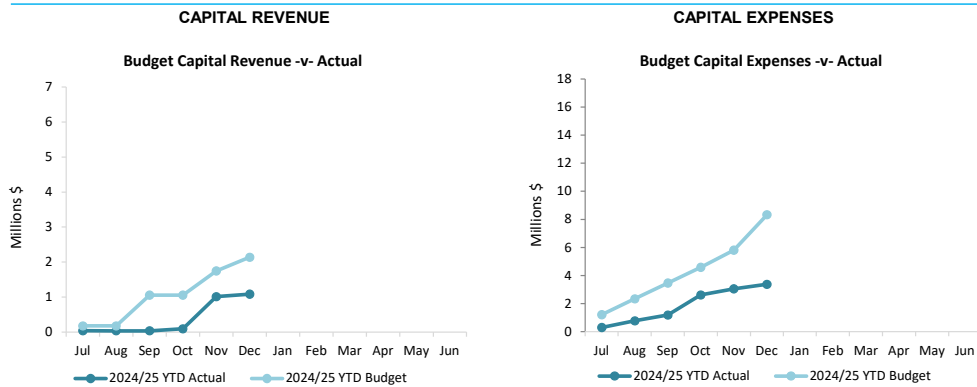
**SHIRE OF MUNDARING
SUPPLEMENTARY INFORMATION
FOR THE PERIOD ENDED 31 DECEMBER 2024**

KEY INFORMATION - GRAPHICAL

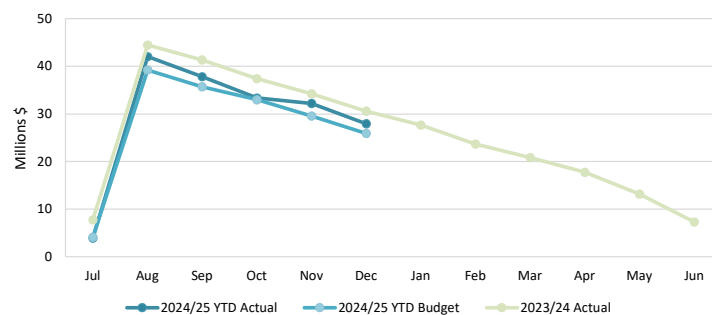
OPERATING ACTIVITIES



INVESTING ACTIVITIES



CLOSING FUNDING SURPLUS/DEFICIT



This information is to be read in conjunction with the accompanying Financial Statements and Notes.

SHIRE OF MUNDARING
SUPPLEMENTARY INFORMATION
FOR THE PERIOD ENDED 31 DECEMBER 2024

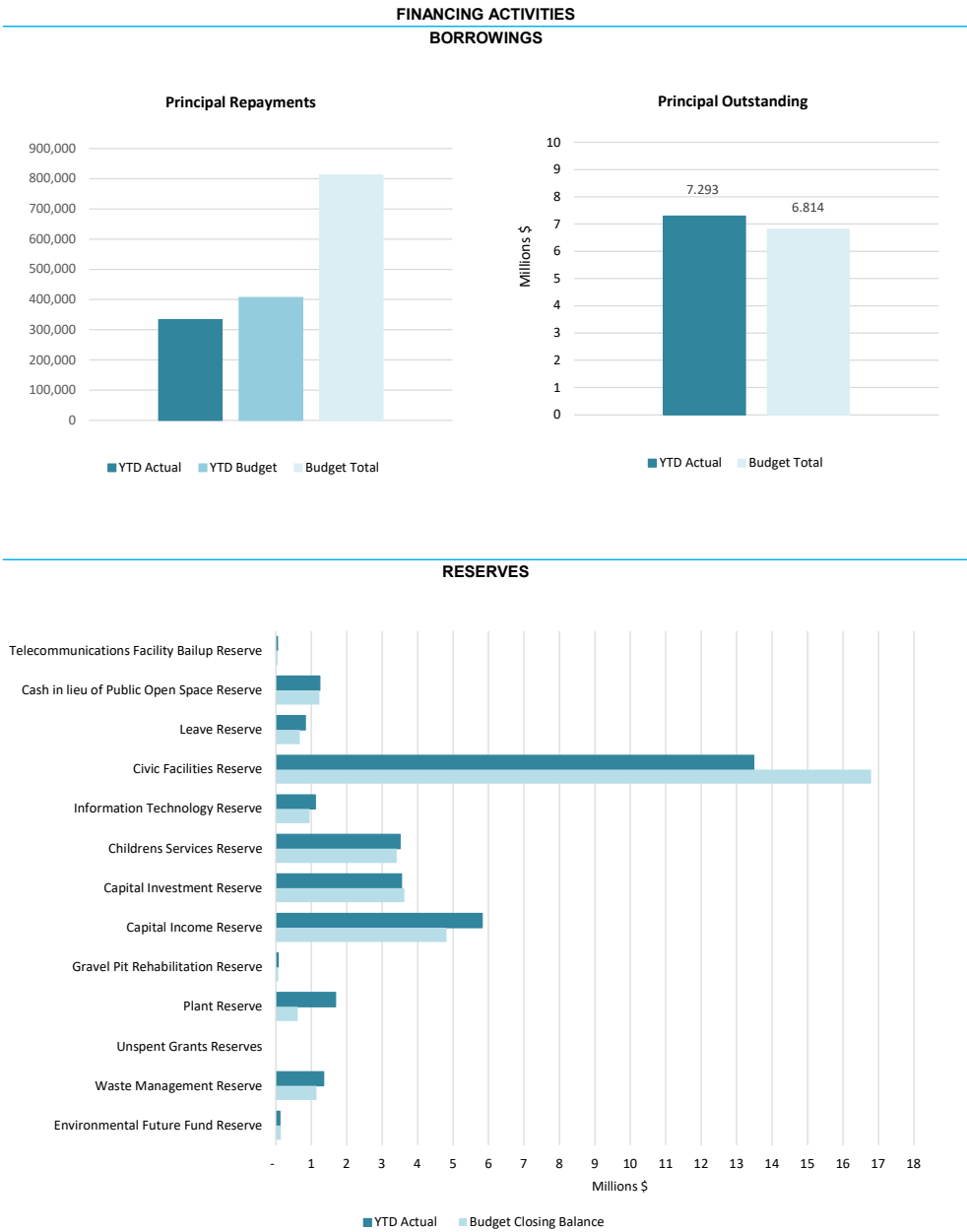
KEY INFORMATION - GRAPHICAL (Continued)



This information is to be read in conjunction with the accompanying Financial Statements and Notes.

SHIRE OF MUNDARING
SUPPLEMENTARY INFORMATION
FOR THE PERIOD ENDED 31 DECEMBER 2024

KEY INFORMATION - GRAPHICAL (Continued)



This information is to be read in conjunction with the accompanying Financial Statements and Notes.

SHIRE OF MUNDARING
STATEMENT OF FINANCIAL ACTIVITY
FOR THE PERIOD ENDED 31 DECEMBER 2024

	Supplementary Information	Adopted Budget (a) \$	YTD Budget (b) \$	YTD Actual (c) \$	Variance* \$	Variance* %	Var.
OPERATING ACTIVITIES							
Revenue from operating activities							
General rates		33,831,164	33,749,901	33,801,435	51,534	0.15%	▲
Grants, subsidies and contributions	5	4,455,491	2,228,010	2,658,537	430,527	19.32%	▲
Fees and charges		12,754,045	10,303,858	10,672,821	368,963	3.58%	▲
Interest revenue		2,420,000	1,210,002	1,264,593	54,591	4.51%	▲
Other revenue		2,119,965	1,372,709	1,548,446	175,737	12.80%	▲
Profit on asset disposals		157,519	0	50,305	50,305	0.00%	▲
		55,738,184	48,864,480	49,996,137	1,131,657	2.32%	
Expenditure from operating activities							
Employee costs		(24,770,447)	(12,432,562)	(12,886,881)	(454,319)	3.65%	▲
Materials and contracts		(23,824,785)	(12,051,466)	(12,728,098)	(676,632)	5.61%	▲
Utility charges		(1,354,833)	(677,354)	(557,912)	119,442	(17.63%)	▼
Depreciation		(9,619,397)	(4,803,408)	(4,810,232)	(6,824)	0.14%	▼
Finance costs		(294,500)	(145,116)	(142,871)	2,245	(1.55%)	▼
Insurance		(680,440)	(680,440)	(691,601)	(11,161)	1.64%	▼
Other expenditure		(1,124,950)	(672,335)	(617,289)	55,046	(8.19%)	▼
Loss on asset disposals		(226,819)	(113,410)	(55,650)	57,760	(50.93%)	▲
		(61,896,171)	(31,576,091)	(32,490,534)	(914,443)	2.90%	
Non-cash amounts excluded from operating activities	Note 1(b)	9,688,697	4,916,818	4,877,130	(39,688)	(0.81%)	▼
Amount attributable to operating activities		3,530,710	22,205,207	22,382,733	177,526	0.80%	
INVESTING ACTIVITIES							
Inflows from investing activities							
Proceeds from capital grants, subsidies and contributions	6	5,514,730	2,137,621	1,080,875	(1,056,746)	(49.44%)	▼
Proceeds from disposal of assets		1,044,927	522,462	385,482	(136,980)	(26.22%)	▼
		6,559,657	2,660,083	1,466,357	(1,193,726)	(44.88%)	
Outflows from investing activities							
Payments for property, plant and equipment	4	(5,818,218)	(3,285,400)	(2,573,396)	712,004	(21.67%)	▼
Payments for construction of infrastructure	4	(10,769,193)	(5,049,933)	(801,471)	4,248,462	(84.13%)	▼
		(16,587,411)	(8,335,333)	(3,374,867)	4,960,466	(59.51%)	
Amount attributable to investing activities		(10,027,754)	(5,675,250)	(1,908,510)	3,766,740	66.37%	
FINANCING ACTIVITIES							
Inflows from financing activities							
Transfer from reserves		6,213,027	1,724,899	1,381,215	(343,684)	(19.92%)	▼
		6,213,027	1,724,899	1,381,215	(343,684)	(19.92%)	
Outflows from financing activities							
Repayment of borrowings		(812,438)	(406,218)	(333,297)	72,921	(17.95%)	▼
Payments for principal portion of lease liabilities		(214,033)	0	0	0	0.00%	▲
Transfer to reserves		(7,543,139)	(774,999)	(909,393)	(134,394)	17.34%	▲
		(8,569,610)	(1,181,217)	(1,242,690)	(61,473)	(5.20%)	
Amount attributable to financing activities		(2,356,583)	543,682	138,525	(405,157)	(74.52%)	
MOVEMENT IN SURPLUS OR DEFICIT							
Surplus or deficit at the start of the financial year		8,853,627	8,853,627	7,334,094	(1,519,533)	(17.16%)	▼
Amount attributable to operating activities		3,530,710	22,205,207	22,382,733	177,526	0.80%	▲
Amount attributable to investing activities		(10,027,754)	(5,675,250)	(1,908,510)	3,766,740	(66.37%)	▼
Amount attributable to financing activities		(2,356,583)	543,682	138,525	(405,157)	74.52%	▲
Surplus or deficit after imposition of general rates		0	25,927,266	27,946,842	2,019,576	7.79%	▲

KEY INFORMATION

▲▼ Indicates a variance between Year to Date (YTD) Budget and YTD Actual data as per the adopted materiality threshold.

* Refer to Note 2 for an explanation of the reasons for the variance.

This statement is to be read in conjunction with the accompanying Financial Statements and Notes.

SHIRE OF MUNDARING
STATEMENT OF FINANCIAL POSITION
FOR THE PERIOD ENDED 31 DECEMBER 2024

	Supplementary Information	30 June 2024	31 December 2024
		\$	\$
CURRENT ASSETS			
Cash and cash equivalents	3	17,353,578	15,483,796
Trade and other receivables		5,306,121	17,172,219
Other financial assets		30,109,480	38,411,899
Inventories		58,135	93,769
Other assets		433,879	0
TOTAL CURRENT ASSETS		53,261,193	71,161,683
NON-CURRENT ASSETS			
Trade and other receivables		1,434,417	1,372,864
Other financial assets		145,549	145,549
Investment in associate		21,485,320	21,485,320
Property, plant and equipment		87,296,108	86,690,561
Infrastructure		380,431,750	377,310,800
Right-of-use assets		364,755	364,755
TOTAL NON-CURRENT ASSETS		491,157,899	487,369,849
TOTAL ASSETS		544,419,092	558,531,532
CURRENT LIABILITIES			
Trade and other payables		8,529,532	6,289,096
Other liabilities		320,631	320,631
Lease liabilities		223,602	223,602
Borrowings		812,437	479,139
Employee related provisions		3,808,724	3,808,724
TOTAL CURRENT LIABILITIES		13,694,926	11,121,192
NON-CURRENT LIABILITIES			
Lease liabilities		148,158	148,158
Borrowings		6,813,721	6,813,721
Employee related provisions		248,084	248,084
Other provisions		1,270,798	1,270,798
TOTAL NON-CURRENT LIABILITIES		8,480,761	8,480,761
TOTAL LIABILITIES		22,175,687	19,601,953
NET ASSETS		522,243,405	538,929,579
EQUITY			
Retained surplus		145,620,816	162,778,812
Reserve accounts		33,268,212	32,796,390
Revaluation surplus		343,354,377	343,354,377
TOTAL EQUITY		522,243,405	538,929,579

This statement is to be read in conjunction with the accompanying notes.

SHIRE OF MUNDARING
NOTES TO THE STATEMENT OF FINANCIAL ACTIVITY
FOR THE PERIOD ENDED 31 DECEMBER 2024

1 STATEMENT OF FINANCIAL ACTIVITY INFORMATION

	Supplementary Information	Adopted Budget	Last Year Closing	Year to Date
		2024/25	30 June 2024	31 Dec 2024
(a) Net current assets used in the Statement of Financial Activity				
Current assets		\$	\$	\$
Cash and cash equivalents	3	13,054,633	17,353,578	15,483,796
Trade and other receivables		6,079,082	5,306,121	17,172,219
Other financial assets		30,109,480	30,109,480	38,411,899
Inventories		123,569	58,135	93,769
Other assets		331,938	433,879	0
		49,698,702	53,261,193	71,161,683
Less: current liabilities				
Trade and other payables		(12,393,469)	(8,529,532)	(6,289,096)
Other liabilities		0	(320,631)	(320,631)
Lease liabilities		(157,727)	(223,602)	(223,602)
Borrowings		(854,331)	(812,437)	(479,139)
Employee related provisions		(3,534,135)	(3,808,724)	(3,808,724)
		(16,939,662)	(13,694,926)	(11,121,192)
Net current assets		32,759,040	39,566,267	60,040,491
Less: Total adjustments to net current assets	Note 1(c)	(32,759,040)	(32,232,173)	(32,093,649)
Closing funding surplus / (deficit)		0	7,334,094	27,946,842

(b) Non-cash amounts excluded from operating activities

The following non-cash revenue and expenditure has been excluded from operating activities within the Statement of Financial Activity in accordance with *Financial Management Regulation 32*.

	Adopted Budget	YTD Budget (a)	YTD Actual (b)
	\$	\$	\$
Non-cash amounts excluded from operating activities			
Adjustments to operating activities			
Less: Profit on asset disposals	(157,519)	0	(50,305)
Add: Loss on asset disposals	226,819	113,410	55,650
Add: Depreciation	9,619,397	4,803,408	4,810,232
Non-cash movements in non-current assets and liabilities:			
- Pensioner deferred rates	0	0	61,553
Total non-cash amounts excluded from operating activities	9,688,697	4,916,818	4,877,130

(c) Current assets and liabilities excluded from budgeted deficiency

The following current assets and liabilities have been excluded from the net current assets used in the Statement of Financial Activity in accordance with *Financial Management Regulation 32* to agree to the surplus/(deficit) after imposition of general rates.

	Adopted Budget	Last Year Closing	Year to Date
	2024/25	30 June 2024	31 Dec 2024
	\$	\$	\$
Adjustments to net current assets			
Less: Reserve accounts	(33,771,098)	(33,268,212)	(32,796,390)
Add: Current liabilities not expected to be cleared at the end of the year:			
- Current portion of borrowings	854,331	812,437	479,139
- Current portion of lease liabilities	157,727	223,602	223,602
Total adjustments to net current assets	(32,759,040)	(32,232,173)	(32,093,649)

CURRENT AND NON-CURRENT CLASSIFICATION

In the determination of whether an asset or liability is current or non-current, consideration is given to the time when each asset or liability is expected to be settled. Unless otherwise stated assets or liabilities are classified as current if expected to be settled within the next 12 months, being the Council's operational cycle.

SHIRE OF MUNDARING
NOTES TO THE STATEMENT OF FINANCIAL ACTIVITY
FOR THE PERIOD ENDED 31 DECEMBER 2024

2 EXPLANATION OF MATERIAL VARIANCES

The material variance thresholds are adopted annually by Council as an indicator of whether the actual expenditure or revenue varies from the year to date actual materially.
The material variance for revenue adopted by Council for the 2024-25 year is \$50,000 or 10% whichever is the greater.
The material variance for expenses adopted by Council for the 2024-25 year is \$100,000 or 10% whichever is the greater.

Description	Var. \$ \$	Var. % %	
Revenue from operating activities			
General rates	51,534	0.15%	▲
Actual YTD growth 2024/25 greater than YTD Budget.			
Grants, subsidies and contributions	430,527	19.32%	▲
MECPC Childcare Grant \$281,458 received earlier than budgeted. General Purpose Grant \$92,258 received earlier than budgeted.			
Fees and charges	368,963	3.58%	▲
Childcare fees income \$117,477 greater than YTD Budget. Bin charges income \$140,606 greater than YTD Budget. Planning Development Applications \$104,687 greater than YTD Budget.			
Interest revenue	54,591	4.51%	▲
Within variance threshold.			
Other revenue	175,737	12.80%	▲
Reimbursement of Long Service Leave from other LG \$28,857 greater than YTD Budget. EMRC Dividend \$27,500 greater than Budget. Deferred Rates Interest Revenue \$53,731 received earlier than Budgeted.			
Profit on asset disposals	50,305	0.00%	▲
Within variance threshold.			
Expenditure from operating activities			
Employee costs	(454,319)	3.65%	▲
Relates to timing of pay periods for December and January - 1st January pay period posted in December due to public holidays.			
Materials and contracts	(676,632)	5.61%	▲
Family Day Care Caregiver Subsidy \$149,473 greater than YTD Budget - offset by increase in income. Materials screening expenditure \$118,797 greater than YTD Budget - not expected to exceed total year Budget. Waste collection expenditure \$679,405 greater than YTD Budget as a result of the following: Waste collection expenditure \$165,330 relating to Q4 FY 2024 paid in FY 2025 not included in budget; Bulk verge collection expenditure \$205,671 greater than YTD budget due to misalignment of budget spread (YTD actual \$838,779; YTD Budget \$633,108; total budget \$760,006); Additional expenditure in relation to collection of general waste bins to assist with transition to FOGO not budgeted; Increase in demand for additional general waste bin as result of FOGO, resulting in additional expenditure (offset by additional income of \$140k); Higher than budgeted FOGO expenditure due to rejection of contaminated loads, resulting in unforeseen landfill and associated costs. Should the overall waste services costs for FY 2025 exceed the budget for waste income, the difference will be funded from the Waste Reserve.			
Utility charges	119,442	(17.63%)	▼
Impact of Street Lighting Charges year end accrual.			
Depreciation	(6,824)	0.14%	▲
Within variance threshold.			
Finance costs	2,245	(1.55%)	▼
Within variance threshold.			
Insurance	(11,161)	1.64%	▲
Within variance threshold.			
Other expenditure	55,046	(8.19%)	▼
Within variance threshold.			
Inflows from investing activities			
Proceeds from capital grants, subsidies and contributions	(1,056,746)	(49.44%)	▼
Relates to timing of multiple grants - see Note 6.			
Proceeds from disposal of assets	(136,980)	(26.22%)	▼
Variances due to timing of plant replacements.			
Outflows from investing activities			
Payments for property, plant and equipment	712,004	(21.67%)	▼
Variances due to timing of plant replacements - see Note 4.			
Payments for construction of infrastructure	4,248,462	(84.13%)	▼
Variances spread over numerous projects - see Note 4.			
Inflows from financing activities			
Transfer from reserves	(343,684)	(19.92%)	▼
Relates to timing of transfers.			
Outflows from financing activities			
Repayment of borrowings	72,921	(17.95%)	▼
Relates to the timing of loans repayments, current month payment not due until 1st of following month. Variance is due to year end accrual.			
Payments for principal portion of lease liabilities	0	0.00%	
No variance.			
Transfer to reserves	(134,394)	17.34%	▲
Relates to timing of transfers.			
Surplus or deficit at the start of the financial year	(1,519,533)	(17.16%)	▼
Variance is due to year end accruals and underestimated materials and contracts forecast - to be addressed during Mid-Year Budget Review.			
Surplus or deficit after imposition of general rates	2,019,576	7.79%	▲
Due to variances described above			

| 9

**SHIRE OF MUNDARING
SUPPLEMENTARY INFORMATION
FOR THE PERIOD ENDED 31 DECEMBER 2024**

3 CASH AND FINANCIAL ASSETS

Description	Unrestricted \$	Restricted \$	Total Cash \$	Trust \$	Institution	Interest Rate	Maturity Date
Cash on hand							
Municipal Bank	188,352	0	188,352	0	Bendigo	Variable	n/a
Municipal Investment	3,696,228	0	3,696,228	0	Bendigo	Variable	n/a
Municipal Term Deposit	4,144,716	0	4,144,716	0	CBA	4.95%	20/01/2025
Municipal Term Deposit	3,500,000	0	3,500,000	0	Suncorp	4.92%	7/02/2025
Municipal Term Deposit	3,538,025	0	3,538,025	0	Bendigo	4.80%	18/03/2025
Municipal Term Deposit	3,021,120	0	3,021,120	0	NAB	4.55%	24/01/2025
Reserve Investment	0	1,420,819	1,420,819	0	Bendigo	Variable	n/a
Reserve Term Deposit	0	3,990,886	3,990,886	0	Bendigo	4.80%	18/12/2025
Reserve Term Deposit	0	4,351,686	4,351,686	0	NAB	4.90%	30/12/2025
Reserve Term Deposit	0	4,945,393	4,945,393	0	Westpac	4.80%	22/03/2025
Reserve Term Deposit	0	2,798,399	2,798,399	0	NAB	5.00%	24/10/2025
Reserve Term Deposit	0	4,246,011	4,246,011	0	NAB	5.10%	18/02/2025
Reserve Term Deposit	0	5,261,000	5,261,000	0	Suncorp	5.07%	23/04/2025
Reserve Term Deposit	0	5,173,809	5,173,809	0	CBA	4.91%	24/03/2025
Restricted Asset	0	2,814,784	2,814,784	0	Bendigo	Variable	n/a
Trust Investment	0	0	0	2,582,535	Bendigo	Variable	n/a
Total	18,088,441	35,002,787	53,091,228	2,582,535			

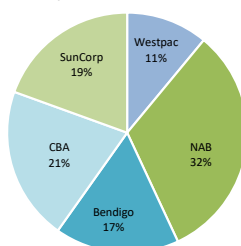
KEY INFORMATION

Cash and cash equivalents include cash on hand, cash at bank, deposits available on demand with banks and other short term highly liquid investments with original maturities of three months or less that are readily convertible to known amounts of cash and which are subject to an insignificant risk of changes in value. Bank overdrafts are reported as short term borrowings in current liabilities in the statement of net current assets.

The local government classifies financial assets at amortised cost if both of the following criteria are met:

- the asset is held within a business model whose objective is to collect the contractual cashflows, and
- the contractual terms give rise to cash flows that are solely payments of principal and interest.

**Term Deposit Spread
by Financial Institution**



Term Deposit Spread

(no more than 35% for any one Financial Institution)

Westpac	4,945,393	11%
NAB	14,417,216	32%
Bendigo	7,528,911	17%
CBA	9,318,525	21%
SunCorp	8,761,000	19%
	44,971,044	100%

SHIRE OF MUNDARING
SUPPLEMENTARY INFORMATION
FOR THE PERIOD ENDED 31 DECEMBER 2024

INVESTING ACTIVITIES

4 CAPITAL ACQUISITIONS - DETAILED

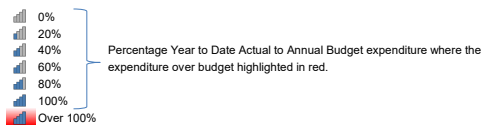
Account Description	Adopted		YTD Actual	Variance (Under)/Over	Variance incl Commitments
	Budget	YTD Budget			
	\$	\$	\$	\$	
Land					
	0	0	0	0	
Total	0	0	0	0	0
Buildings					
Bilgoman Pool - Changerooms Upgrade	320,000	320,000	522,614	202,614	
Boya Oval Changeroom/Kiosk Upgrade	110,000	60,000	0	(110,000)	
** Brown Park Community Centre - Building Works	272,000	136,000	0	(272,000)	
** Bruce Douglas - Replace Floor/Wall Tiles and Fitting	20,000	0	15,234	(4,766)	
Energy Emissions Reduction - Multiple Buildings	20,000	20,000	19,540	(460)	
Glen Forrest Hall - Disability Access Works	0	0	152,370	152,370	
Glen Forrest Oval - Building Capital Works	50,000	0	0	(50,000)	
Lake Leschenaultia - Cafe/ Kitchen Building Capital Works	30,000	30,000	0	(30,000)	
Mt Helena Oval - Changeroom Upgrade	65,000	65,000	15,191	(49,810)	
** Mt Helena Playgroup Building - Upgrade Kitchen & Bathroom	60,000	60,000	4,865	(55,135)	
Mundaring Arena - Building Capital Works	65,000	0	0	(65,000)	
Mundaring Recreation Pavilion - Extend Pergola	0	0	90,646	90,646	
Mundaring Station Masters House - Building Capital Works	15,000	0	0	(15,000)	
Norris Park - Toilet Block	210,000	105,000	0	(210,000)	
** Octagonal Hall - Front Wall Repairs	20,000	0	0	(20,000)	
** Operations Centre - Office Layout & Work Stations Adjustments	20,000	20,000	0	(20,000)	
** Operations Centre - Upgrade Chemical Storage Facilities	51,500	51,500	8,452	(43,048)	
Parkerville Hall - Disability Access Works	0	0	261,218	261,218	
** Parkerville VBFB - Building Works	25,000	0	2,500	(22,500)	
Stoneville VBFB - Building Capital Works	15,000	15,000	0	(15,000)	
Wooroloo Hall - Building Works	75,000	0	0	(75,000)	
** Wooroloo VBFB - Building Works	25,000	0	0	(25,000)	
Total	1,468,500	882,500	1,092,629	(375,871)	(66,169)
Furniture and Equipment					
Administration/Civic Centre - New Work Stations	30,000	15,000	5,254	(24,746)	
Art Acquisition Program	47,000	47,000	0	(47,000)	
** Council Chambers - Install New Audio & Visual Equipment	125,000	125,000	0	(125,000)	
Total	202,000	187,000	5,254	(196,746)	(194,431)
Plant and Equipment					
** Plant Replacement Program 2021-22	252,000	252,000	0	(252,000)	
** Plant Replacement Program 2022-23	889,000	554,000	555,471	(333,529)	
** Plant Replacement Program 2023-24	1,755,225	769,900	860,480	(891,745)	
** Plant Replacement Program 2024-25	1,204,493	590,000	59,562	(1,144,931)	
** Upgrade/Renew Fuel Dispensing System	50,000	50,000	0	(50,000)	
Total	4,147,718	2,215,900	1,475,513	(2,672,205)	(1,877,839)
Infrastructure					
Roads					
Allan Place - Road Resurfacing	41,840	20,922	1,445	(40,395)	
Anne Road - Road Resurfacing	31,344	15,672	3,510	(27,834)	
Ashstead Street - Road Resurfacing	59,330	29,664	7,510	(51,820)	
Bailey Road - Construct Turnaround at South End	20,000	0	6,433	(13,567)	
Bailey Road - Road Renewal	26,412	13,206	0	(26,412)	
Brooking Road Extension (MRRG 20/21)	400,000	400,000	0	(400,000)	
Brown Park Carpark Upgrade	600,000	200,000	3,464	(596,536)	
Burkinshaw Road Bridge - Repairs	0	0	16,590	16,590	
Clifton Street - Seal Road	240,000	0	0	(240,000)	
Cook Street Mt Helena - Road Resurfacing	11,442	5,718	991	(10,451)	
Coppin Road - Road Resurfacing	123,990	61,992	14,060	(109,930)	
** Craig Street - Embayments - Road Kerb	55,000	0	0	(55,000)	
Dura Road - Seal Road	40,000	0	21,715	(18,285)	
** Fire Access - Falls Rd To Richardson Rd - Road Surface	310,000	155,000	0	(310,000)	
** Fire Access - Reservoir Rd To Rosedale Rd - Road Surface	85,000	36,428	119	(84,881)	
** Glen Road - Reconstruct Road from Maslin Rd to Victor Rd	20,000	0	0	(20,000)	
Glenburne Road - Road Resurfacing	88,806	44,400	10,879	(77,927)	
Goslin Street - Road Resurfacing	41,180	20,592	2,513	(38,667)	
Graham Street North - Road Resurfacing	73,103	36,552	1,044	(72,059)	
Hanzell Road - Road Resurfacing	128,332	64,164	5,237	(123,095)	
Hidden Valley Road - Road Shoulder Improvement	88,000	0	0	(88,000)	
Hillcrest Drive - Road Resurfacing	99,928	49,962	0	(99,928)	
Honeyeater Glade - Seal Road	0	0	24,294	24,294	
Iron Road - Rehab Widening	26,000	26,000	0	(26,000)	
Kingston Road - Road Resurfacing	91,515	45,756	8,627	(82,888)	
Malone Road - Seal Turnaround	20,000	0	0	(20,000)	
* Marne Road - Recon (Parking Embayment/Turnaround)	413,000	200,000	11,862	(401,138)	
Martin Road - Road Resurfacing	30,990	15,492	1,693	(29,297)	
Movicar Road - Upgrade And Remove Deflections - Road Pavement	0	0	10,440	10,440	
Mills Road - Road Resurfacing	30,480	15,240	3,300	(27,180)	
Morrison Road (C) East Bound (Roe Hwy to Farrall Rd) - Road Renewal	0	0	4,750	4,750	
Morrison Road (Railway Line East 980m) - Road Renewal	0	0	90,156	90,156	
Morrison Road (Railway to Farrell Rd) - Road Resurface	600,000	300,000	6,321	(593,679)	
Nelson Road - Road Resurfacing	127,987	63,996	1,862	(126,125)	
** Neptune Street - Road Resurfacing	107,943	53,970	5,245	(102,698)	
** New Bus Shelters	20,000	20,000	0	(20,000)	
Old York Rd (MRRG 24/25) - Resurface	1,029,975	514,986	6,455	(1,023,520)	
Oliver Street - Road Renewal	0	0	1,127	1,127	
Owen Road - Pedestrian Crossing	20,000	0	0	(20,000)	
Parkerville Hall - Upgrade Carpark	165,000	0	0	(165,000)	
Prosperity Road - Shoulder Improvements	86,000	86,000	132,625	46,625	
Redfern Road - Road Resurfacing	19,940	9,972	5,214	(14,726)	
Rosedale Road - Road Resurfacing	161,730	80,862	0	(161,730)	
Sandover Road - Construct Turnaround	25,000	0	0	(25,000)	
** Sawyers Valley Bridge - Repairs	40,000	0	0	(40,000)	
Stoneville Road (MRRG 24/25) - Rehabilitation Traylen Rd to Anketell	788,686	394,344	0	(788,686)	
** Ten Acre Way - Road Renewal	46,400	0	3,473	(42,927)	
** Towerhill Court - Road Renewal	92,000	0	166	(91,834)	
Total	6,526,353	2,980,891	413,122	(6,113,231)	(3,210,406)

SHIRE OF MUNDARING
SUPPLEMENTARY INFORMATION
FOR THE PERIOD ENDED 31 DECEMBER 2024

INVESTING ACTIVITIES

4 CAPITAL ACQUISITIONS - DETAILED (Continued)

Account Description	Adopted		YTD Actual	Variance (Under)/Over	Variance incl Commitments
	Budget	YTD Budget			
	\$	\$	\$	\$	
Drainage					
Barusella Road - Drainage Works	220,000	94,287	4,681	(215,319)	
* Elmore Street - Drainage	40,000	40,000	0	(40,000)	
** Glenwood Ave Paw - Drainage	112,120	112,120	0	(112,120)	
** Grancey Avenue/Gill Street - Drainage Works	20,000	0	0	(20,000)	
** Hardey Road - Drainage Works	240,000	102,858	0	(240,000)	
Mathieson Rd Transfer Station - Drainage	10,220	4,998	0	(10,220)	
Messines Court - Drainage Upgrade	25,000	25,000	0	(25,000)	
Old York Rd/ Ward Ave - Drainage Upgrade	80,000	34,287	5,028	(74,972)	
** Rosedale Road - Drainage	100,000	50,000	126,525	26,525	
** Stoneville Road - Drainage Works	20,000	20,000	2,833	(17,167)	
Total	867,340	483,550	139,067	(728,273)	(720,843)
Parks and Ovals					
Balfour Road Park - Construct Temporary Dog Park	25,000	25,000	14,463	(10,537)	
Brown Park - Lighting	580,000	289,998	12,660	(567,340)	
Brown Park - Liberty Swing	30,000	30,000	0	(30,000)	
Brown Park Oval - Replace Synthetic Turf Wicket	5,000	0	0	(5,000)	
Chidlow Skatepark - Seating/Shelter	10,000	10,000	3,320	(6,680)	
Chidlow Village Green - RV Rest Stop and Dump Point	5,000	5,000	0	(5,000)	
Coppin Road CRC - Capital Improvements - Hardstands	10,000	4,998	0	(10,000)	
Danny Wimperus Park - New Shelter Installation	0	0	6,765	6,765	
** Darlington - Construct New Wetlands Recreation Area	15,000	0	0	(15,000)	
* Darlington - Heritage Walkways Works - Historical Locations	190,000	94,998	6,818	(183,182)	
** Darlington Oval - Extend Shelter	25,000	25,000	0	(25,000)	
Darlington Oval - Irrigation/ Reticulation System	180,000	180,000	0	(180,000)	
Ellesmere Park - Construct New Dog Park	265,000	132,500	0	(265,000)	
** Glen Forrest Hall - Upgrade Carpark	110,000	0	0	(110,000)	
** Glen Forrest Tennis Courts - Surface Replacement & Upgrade Infrastructure	80,000	80,000	0	(80,000)	
** Heritage Trail - Installation Of Signage	30,000	30,000	0	(30,000)	
Heritage Trails - Staged Upgrading	10,000	4,998	11,239	1,239	
** Mathieson Road CRC - Repair Retaining Walls	65,000	32,502	0	(65,000)	
* Morgan John Morgan Reserve - New Pump Track Design/Build	20,000	0	0	(20,000)	
** Mt Helena Aquatic Centre - Aquatic Capital Works	11,500	11,500	0	(11,500)	
Mt Helena Oval - Lighting	24,000	12,000	0	(24,000)	
Mundaring Cemetery Development	10,000	5,000	5,363	(4,638)	
Mundaring Town Centre - Upgrade Entry Statement	40,000	40,000	0	(40,000)	
Norris Park - Upgrade BBQ and Play Equipment	57,000	57,000	54,325	(2,675)	
** Parkerville Oval - Parks Capital Works	220,000	109,998	0	(220,000)	
** Sawyers Valley Oval - Upgrade Reticulation System	120,000	60,000	0	(120,000)	
** Sawyers Valley Oval - Upgrade Soil Drainage	230,000	0	0	(230,000)	
Sculpture Park - Amphitheatre Repair	10,000	0	0	(10,000)	
* Swan View - Heritage Trail Head - Construct Carparks	180,000	0	26,038	(153,962)	
Tennis Court Upgrades	30,000	30,000	0	(30,000)	
VBFB Firefighting - Water Tank	160,000	160,000	0	(160,000)	
** Wooroloo Reserve - Renew/Upgrade Play Equipment & Shelters	63,000	63,000	0	(63,000)	
Total	2,810,500	1,493,492	140,991	(2,669,509)	(2,599,016)
Footpaths					
Beresford Gardens - Footpath Welbourn Rd to Heritage Trail	42,000	42,000	49,720	7,720	
Glebe Road - Renew Footbridge PAW link to Glen Rd	15,000	0	0	(15,000)	
Innaminka Road - Footpath Works	0	0	25,533	25,533	
Kilburn Road - Footpath Brindle Rd to Vista Pde	32,000	0	0	(32,000)	
** Mundaring Arena - Install Walkways	50,000	50,000	8,233	(41,767)	
Mundaring Oval - Footpath Overflow Carpark to Pavilion	20,000	0	0	(20,000)	
Old York Rd - Footpath Throssell Rd to John Forrest National Park	110,000	0	0	(110,000)	
Railway Terrace - Footpath Works	0	0	24,805	24,805	
Ridge Hill Rd - Footpath Scott St to Maguire Rd	110,000	0	0	(110,000)	
Vista Drive - Footpath Kilburn Rd to Dodington Pl	186,000	0	0	(186,000)	
Total	565,000	92,000	108,291	(456,709)	(246,229)
Capital expenditure total	16,587,411	8,335,333	3,374,867	(13,212,544)	(8,914,933)



* Works in Progress carried over from 2023/24

** Project carried over from 2023/24

SHIRE OF MUNDARING
SUPPLEMENTARY INFORMATION
FOR THE PERIOD ENDED 31 DECEMBER 2024

OPERATING ACTIVITIES

5 GRANTS, SUBSIDIES AND CONTRIBUTIONS

Grants, subsidies and contributions revenue			
	Adopted Budget Revenue	YTD Budget	YTD Revenue Actual
	\$	\$	\$
Grants and subsidies			
General Purpose Grant - Grants Commission	188,355	94,176	186,434
Education Department - Child and Parent Centre Middle Swan	525,000	262,500	543,958
Child Care Subsidy - Family Day Care Services	1,650,000	825,000	864,844
National Indigenous Australia Agency - Indigenous Advancement Strategy	248,000	0	124,373
Special Needs Subsidy Grant - Midvale Early Childhood and Parent Centre	5,000	0	0
Department of Communities - Midvale Hub	520,000	260,000	260,488
Australia Day Function	15,000	12,000	12,000
Summer of Entertainment Grant	10,000	0	15,000
Environmental Grant	20,000	8,000	0
Friends Group Program	0	0	4,341
Emergency Services Levy Grant	492,697	246,348	219,875
Mitigation Activity Fund	350,000	350,000	283,750
SES ESL Grant	28,140	0	14,070
Bus Shelter Grant - PTA	13,000	0	0
Street Lighting Grant	80,000	0	0
Local Road Grant	142,573	71,286	30,805
FOGO Grant	55,400	55,400	55,400
	4,343,165	2,184,710	2,615,338
Contributions			
Library Services Administration	1,000	0	1,000
Communication Strategy	0	0	1,200
Seniors Week	1,000	504	1,000
Mt Helena Aquatic - Eastern Hills SHS	80,000	40,000	0
Environmental and Sustainability	5,000	2,502	0
Fire Prevention	24,751	0	40,000
Eastern Hills Catchment Management	322	162	0
Seedlings for Landcare Program	253	108	0
	112,326	43,300	43,200
TOTALS	4,455,491	2,228,010	2,658,538

SHIRE OF MUNDARING
SUPPLEMENTARY INFORMATION
FOR THE PERIOD ENDED 31 DECEMBER 2024

INVESTING ACTIVITIES

6 CAPITAL REVENUE

	Capital grant/ contribution liabilities	Capital grants, subsidies and contributions revenue		
	Liability	Adopted Budget	YTD	YTD Revenue
	31 Dec 2024	Revenue	Budget	Actual
	\$	\$	\$	\$
Capital grants and subsidies				
Plant Replacement Grant Funding (DFES)	0	265,000	265,000	0
2024-25 New Plant Program	0	51,493	0	58,321
Bilgoman Pool - Changerooms Upgrade	0	130,000	65,000	0
Brown Park - Flood Lighting Upgrade	0	245,354	0	36,000
Brooking Road Extension (MRRG 20/21)	0	400,000	320,000	108,613
Darlington Oval - Irrigation/ Reticulation System	0	119,000	119,000	0
Darlington Heritage Walkways Works	148,146	0	0	0
Ellesmere Park - Construct New Dog Park	0	265,000	0	0
LRCI Grant	163,790	554,221	0	0
Morrison Road (Railway to Farrell Rd) - Road Resurface	0	400,000	0	66,528
Norris Park - Toilet Block	0	210,000	0	0
Old York Rd (MRRG 24/25) - Resurface	0	829,458	350,000	167,993
Parkerville Oval - Parks Capital Works	0	113,333	113,333	0
Roads to Recovery (RTR) Program	0	874,967	437,484	72,500
Sawyers Valley Oval - Parks Capital Works	0	68,310	0	0
State Roads Grant	0	387,804	387,804	387,804
Stoneville Road (MRRG 24/25) - Rehabilitation Traylen Rd to Anketell	0	457,790	0	183,116
Subdivision Road Construction Program	0	20,000	0	0
VBFB Firefighting Capital Equipment	0	80,000	80,000	0
Wooroloo Reserve - Parks Capital Works	0	43,000	0	0
	311,936	5,514,730	2,137,621	1,080,875
Disposal of Assets				
Plant and Equipment disposals	0	1,044,927	522,462	385,482
	0	1,044,927	522,462	385,482
TOTALS	311,936	6,559,657	2,660,083	1,466,356

10.6 List of Payments for December 2024

File Code	FI.RPT 1
Author	Stan Kocian, Manager Finance and Governance
Senior Employee	Garry Bird, Director Corporate Services
Disclosure of Any Interest	Nil
Attachments	1. Payments Between Meetings December 2024 ↓

PURPOSE

A list of accounts paid from the Municipal Fund and Trust Fund under the Chief Executive Officer’s delegated authority for the month of December 2024 is presented to Council for noting.

BACKGROUND

Council has delegated to the Chief Executive Officer the exercise of its power to make payments from the Shire’s Municipal and Trust Funds (CE-1). In accordance with Regulation 13 of the *Local Government (Financial Management) Regulations 1996*, a list of accounts paid is to be presented to Council and be recorded in the minutes of the meeting at which the list was presented.

STATUTORY / LEGAL IMPLICATIONS

Regulation 13 of the *Local Government (Financial Management) Regulations 1996* states:

- (1) *If the local government has delegated to the CEO the exercise of its power to make payments from the municipal fund or the trust fund, a list of accounts paid by the CEO is to be prepared each month showing for each account paid since the last such list was prepared –*
 - (a) *the payee’s name;*
 - (b) *the amount of the payment;*
 - (c) *the date of the payment; and*
 - (d) *sufficient information to identify the transaction*
- (2) *A list prepared under sub regulation (1) or (2) is to be –*
 - (a) *presented to council at the next ordinary meeting of the council after the list is prepared; and*
 - (b) *recorded in the minutes of that meeting*

Regulation 13A of the *Local Government (Financial Management) Regulations 1996* states:

- (1) *If a local government has authorised an employee to use a credit, debit or other purchasing card, a list of payments made using the card must be prepared each month showing the following for each payment made since the last such list was prepared —*
 - (a) *the payee’s name;*
 - (b) *the amount of the payment;*
 - (c) *the date of the payment;*

- (d) *sufficient information to identify the payment.*
- (2) *A list prepared under subregulation (1) must be —*
 - (a) *presented to the council at the next ordinary meeting of the council after the list is prepared; and*
 - (b) *recorded in the minutes of that meeting.*

POLICY IMPLICATIONS

The “Procurement Policy” (1.4) provides best practice and guiding principles for purchasing activities by or on behalf of the Shire.

FINANCIAL IMPLICATIONS

All payments have been made in accordance with the approved budget and reflects the effective and timely payment of the Shire’s contractors and other creditors.

STRATEGIC IMPLICATIONS

Shire of Mundaring Council Plan 2024 - 2034

Objective 10 - Sustainable Governance

Outcome 10.1 - Strengthen organisational culture, governance, financial management and asset management.

SUSTAINABILITY IMPLICATIONS

Expenditure has been incurred in accordance with budget parameters, which have been structured on financial viability and sustainability principles.

RISK IMPLICATIONS

Risk: Payments are not monitored against approved budget and delegation.		
Likelihood	Consequence	Rating
Possible	Minor	Moderate
Action / Strategy		
The monthly list of payments provides an open and transparent record of payments made under the CEO’s approved delegation.		

CORPORATE COMMUNICATIONS

The Council Decision will be communicated in the following way/s.

Direct to stakeholder/s	
Website article/ post	
Social media post	
Print article/ media release	
E-newsletter/ Community update	
Advertisement	
Nil	✓

EXTERNAL CONSULTATION

Nil

COMMENT

Payments for the supply of goods and services utilised by the Shire's Family and Children Services programs are fully funded by government grants/subsidies and user fees.

VOTING REQUIREMENT

Simple Majority

MOTION / COUNCIL DECISION				C7.02.25
Moved by	Cr Jeans	Seconded by	Cr Daw	
That Council notes the list of payments made during December 2024 (Attachment 1).				
				CARRIED 8/0
For:	Pres McNeil, Cr Cook, Cr Ellery, Cr Jeans, Cr Mehta, Cr Daw, Cr Zlatnik and Cr Cicchini			
Against:	Nil			

PAYMENTS BETWEEN MEETINGS

The schedule of accounts paid for the month of December 2024 totals **\$7,456,394.49**

and includes:

- Municipal Cheques 200694 – 200699 and
- Electronic Funds Transfers.

Schedule of Accounts:

	Direct Debit Amounts \$	Total \$
MUNICIPAL CHEQUE PAYMENTS		45,193.65
EFT PAYMENTS		4,962,521.00
EFT PAYROLL PAYMENTS		1,904,917.59
BENDIGO MERCHANT BANK FEES	3,014.72	
BENDIGO DIRECT DEBIT FEES (incl. FTS)	227.06	
SUPERCHOICE	394,063.60	
COMMONWEALTH BANK – BPOINT FEES	164.33	
WEX AUSTRALIA	728.32	
NATIONAL AUSTRALIA BANK (NAB PURCHASE CARD)	17,206.72	
FLEETCARE FUEL PAYMENTS	5,149.87	
HP FINANCIAL SERVICES - EQUIPMENT LEASE	20,011.20	
KONICA MINOLTA – PRINTER LEASE	4,368.66	
WA TREASURY CORPORATION	91,888.81	
QIKKIDS - FEES	86.46	
CBA MERCHANT FEE	2,809.35	
BPAY MONTHLY FEE	3,664.38	
DEBITSUCCESS	378.77	
TOTAL ELECTRONIC FUND PAYMENTS DIRECT FROM MUNICIPAL ACCOUNT		543,762.25
TOTAL MUNICIPAL ACCOUNT		6,912,632.24
TRUST ACCOUNT		0.00
TOTAL ALL SCHEDULES		<u>\$7,456,394.49</u>

**MONTHLY LIST OF PAYMENTS
DECEMBER 2024**

<u>Date</u>	<u>Reference</u>	<u>Payee</u>	<u>Description</u>	<u>Amount</u>	<u>Total</u>
Cheque Details					
04/12/2024	00200694	Shire of Mundaring	PETTY CASH REIMBURSEMENT		\$ 976.90
28/11/2024	PETTY CASH		PETTY CASH REIMBURSEMENT - BROWN PARK	\$ 234.35	
28/11/2024	PETTY CASH		PETTY CASH REIMBURSEMENT - DEPOT	\$ 392.40	
03/12/2024	PETTY CASH		PETTY CASH REIMBURSEMENT - KSP LIBRARY	\$ 350.15	
04/12/2024	00200695	Alinta Energy	GAS		\$ 267.35
28/11/2024	5346461905		GAS - BROWN PARK COMMUNITY CENTRE 07/08/2024 - 04/11/2024	\$ 48.70	
28/11/2024	1563279509		GAS - BRUCE DOUGLAS PAVILION 08/08/2024 - 04/11/2024	\$ 218.65	
06/12/2024	00200696	Shire of Mundaring	POOL FLOAT		\$ 300.00
05/12/2024	FLOAT		MOUNT HELENA AQUATIC CENTRE 2024/2025 POOL FLOAT	\$ 300.00	
09/12/2024	00200697	Shire of Mundaring	PETTY CASH REIMBURSEMENT		\$ 182.80
06/12/2024	PETTY CASH		PETTY CASH REIMBURSEMENT - LAKE LESCHENAULTIA	\$ 182.80	
19/12/2024	00200698	Department of Transport Licensing &	VEHICLE REGISTRATION		\$ 43,066.60
18/12/2024	011119385900		FLEET VEHICLE REGISTRATIONS FOR 2025	\$ 43,066.60	
20/12/2024	00200699	Department of Transport Licensing &	VEHICLE NUMBER PLATE		\$ 400.00
19/12/2024	SP SERIES		VEHICLE NUMBER PLATE - 338MDG	\$ 200.00	
19/12/2024	SP SERIES		VEHICLE NUMBER PLATE - 321MDG	\$ 200.00	
Total Confirmation Cheques				\$ 45,193.65	\$ 45,193.65
Electronic Funds Transfer					
02/12/2024	3873.14373-01	Mr R M Smith	CROSSOVER CONTRIBUTION		\$ 685.00
28/11/2024	X-OVER		CROSSOVER CONTRIBUTION - CHIDLOW	\$ 685.00	
02/12/2024	3873.15894-01	Hockey WA	REFUND		\$ 4,338.00
28/11/2024	REFUND		REFUND - HIRE FEES DUPLICATE PAYMENT	\$ 4,338.00	
02/12/2024	3873.174-01	Synergy	ELECTRICITY		\$ 6,822.15
27/11/2024	5185501927		ELECTRICITY	\$ 895.49	
27/11/2024	5039289513		ELECTRICITY	\$ 488.54	
27/11/2024	5162819914		ELECTRICITY	\$ 4,998.44	
27/11/2024	5280686512		ELECTRICITY	\$ 313.14	
28/11/2024	9370568529		ELECTRICITY	\$ 126.54	
02/12/2024	3873.589-01	Shire of Mundaring	FDC PARENT LEVY		\$ 6,905.42
27/11/2024	271124		FDC PARENT LEVY	\$ 6,905.42	
02/12/2024	3874.1062-01	Complete Combustion	REPAIRS		\$ 1,232.00
28/11/2024	M23211		SERVICE & REPAIR BOILER - BILGOMAN AQUATIC CENTRE	\$ 1,232.00	
02/12/2024	3874.10921-01	Ixom Operations Pty Ltd	CHLORINE GAS SERVICE FEES		\$ 216.54
28/11/2024	6881614		CHLORINE GAS SERVICE FEES	\$ 216.54	
02/12/2024	3874.11135-01	Frontline Fire & Rescue (Bluesteel	EQUIPMENT PURCHASES		\$ 5,106.45
26/11/2024	83964		EQUIPMENT PURCHASES - PARKERVILLE VBFB	\$ 342.11	
26/11/2024	83963		EQUIPMENT PURCHASES - PARKERVILLE VBFB	\$ 254.82	
27/11/2024	83967		EQUIPMENT PURCHASES - PARKERVILLE VBFB	\$ 2,729.43	
26/11/2024	83957		EQUIPMENT PURCHASES - PARKERVILLE VBFB	\$ 30.80	
26/11/2024	83950		EQUIPMENT PURCHASES - PARKERVILLE VBFB	\$ 818.32	
26/11/2024	83948		EQUIPMENT PURCHASES - PARKERVILLE VBFB	\$ 295.15	
26/11/2024	83947		EQUIPMENT PURCHASES - PARKERVILLE VBFB	\$ 11.00	
26/11/2024	83946		EQUIPMENT PURCHASES - PARKERVILLE VBFB	\$ 295.15	
27/11/2024	83949		EQUIPMENT PURCHASES - PARKERVILLE VBFB	\$ 329.67	
02/12/2024	3874.11161-01	AXIIS Contracting Pty Ltd	EARTHWORKS		\$ 2,255.00
27/11/2024	8620		SUPPLY & CONSTRUCT KERBING WITH INFILL SPILLWAY - BRAXAN ST GLEN FORREST	\$ 2,255.00	
02/12/2024	3874.11311-01	Mastec Australia Pty Ltd (The Trust	EQUIPMENT PURCHASES		\$ 56,490.00
27/11/2024	INV18548		SUPPLY 6000X RED BIN LIDS AND 13,000X BIN HINGE PINS	\$ 56,490.00	
02/12/2024	3874.11453-01	Midland Toyota (Midland 2015 Pty Ltd	PARTS		\$ 249.03
28/11/2024	PI13036959		SUPPLY LH ASSY HEADLAMP FOR P708	\$ 249.03	
02/12/2024	3874.11875-01	Minuteman Press Midland (JDG Sim Pty Ltd	DESIGN FEES/COSTS		\$ 707.30
26/11/2024	26037		SUPPLY 200X BROCHURES INCLUDING ARTWORK - MIDVALE HUB	\$ 707.30	

**MONTHLY LIST OF PAYMENTS
DECEMBER 2024**

02/12/2024	3874.12078-01	Recruitwest Pty Ltd	TEMP STAFF				\$	21,210.48
27/11/2024	C INV 592461		TEMP STAFF - PROJECT LABOURER	\$	1,473.62			
27/11/2024	C INV 592333		TEMP STAFF - MULTIPLANT OPERATOR	\$	2,229.17			
27/11/2024	C INV 592383		TEMP STAFF - CONTAINER COLLECTION DRIVER	\$	1,070.43			
27/11/2024	C INV 592414		TEMP STAFF - MOWER/HORTUCULTURAL LABOURER	\$	557.29			
27/11/2024	C INV 592442		TEMP STAFF - MOWER/HORTUCULTURAL LABOURER	\$	2,786.47			
27/11/2024	C INV 592441		TEMP STAFF - MULTIPLANT OPERATOR	\$	2,095.37			
27/11/2024	C INV 592444		TEMP STAFF - PROJECT LABOURER	\$	2,456.03			
27/11/2024	C INV 592407		TEMP STAFF - MOWER/HORTUCULTURAL LABOURER	\$	2,229.17			
27/11/2024	C INV 592428		TEMP STAFF - CONTAINER COLLECTION DRIVER	\$	1,070.43			
27/11/2024	C INV 592456		TEMP STAFF - PROJECT LABOURER	\$	2,456.03			
27/11/2024	C INV 592460		TEMP STAFF - MOWER/HORTUCULTURAL LABOURER	\$	2,786.47			
02/12/2024	3874.12451-01	Rainchaser Pumps and Reticulation	RETICULATION PARTS				\$	31.59
28/11/2024	INV-4102		RETICULATION PARTS	\$	31.59			
02/12/2024	3874.12579-01	Mr V Crowe	LANDSCAPE & MAINTENANCE SERVICES				\$	1,344.00
26/11/2024	2460		LANDSCAPE SERVICES - CPC MIDDLE SWAN	\$	288.00			
26/11/2024	2461		LANDSCAPE SERVICES - SCFC CLAYTON VIEW	\$	288.00			
26/11/2024	2462		LANDSCAPE & MAINTENANCE SERVICES - MECPC	\$	768.00			
02/12/2024	3874.12944-01	Avon Tree Management (Kajanni Pty Ltd	TREE MANAGEMENT				\$	53,977.00
27/11/2024	653		MITIGATION WORKS - BAILUP RD, WEERIBEE & RAHNIE RD	\$	46,200.00			
27/11/2024	656		SUPPLY BLUEMETAL AND INSTALL AROUND COLOURBOND TANKS	\$	2,937.00			
28/11/2024	645		MITIGATION WORKS - SAWYERS RD TO OLD SAWYERS RD	\$	4,840.00			
02/12/2024	3874.12951-01	Traffic Force	TRAFFIC MANAGEMENT SERVICES				\$	2,685.56
28/11/2024	00038804		TRAFFIC MANAGEMENT SERVICES - TREE MAINTENANCE	\$	2,685.56			
02/12/2024	3874.12984-01	AJL Plumbing and Gas Pty Ltd (ATF T	PLUMBING SERVICES				\$	352.00
28/11/2024	AJL15093		TEST & REPORT ON FOUR BACKFLOW DEVICES	\$	352.00			
02/12/2024	3874.13505-01	Global Spill Control Pty Ltd	SAFETY EQUIPMENT				\$	8,753.68
25/11/2024	231924		SUPPLY CHEMICAL STORAGE & ASSORTED EQUIPMENT DEPOT	\$	8,753.68			
02/12/2024	3874.13698-01	Cafe Mojo Mundaring (A Space to Grow	CATERING				\$	357.50
28/11/2024	1764		CATERING - COUNCIL FORUM ON 26/11/2024	\$	357.50			
02/12/2024	3874.13854-01	Visimax (Bucci Holdings Pty Ltd T/A	SAFETY EQUIPMENT				\$	750.00
27/11/2024	INV-1383		SUPPLY ANIMAL CONTROL EQUIPMENT	\$	750.00			
02/12/2024	3874.14013-01	Eastern Hills Chainsaws & Mowers Pty	PARTS				\$	149.40
28/11/2024	52737 #5		SUPPLY HP 2 STROKE OIL	\$	149.40			
02/12/2024	3874.14016-01	Western Educting Service (Western Maze	HIRE OF PLANT				\$	3,538.42
28/11/2024	2038		DRAIN EDUCTING/JETTING AT VARIOUS LOCATIONS	\$	1,744.97			
28/11/2024	2039		DRAIN EDUCTING/JETTING AT VARIOUS LOCATIONS	\$	1,793.45			
02/12/2024	3874.14109-01	Red Dot Stores (The C C C B	CONSUMABLES				\$	41.96
27/11/2024	16419530		CONSUMABLES - MECPC	\$	41.96			
02/12/2024	3874.14324-01	Proarb WA (R Hawkins & C.N Jones T/As:)	STREET TREE MAINTENANCE				\$	32,076.00
27/11/2024	2110		STREET TREE MAINTENANCE - VARIOUS LOCATIONS	\$	17,644.00			
27/11/2024	2130		STREET TREE MAINTENANCE - VARIOUS LOCATIONS	\$	14,432.00			
02/12/2024	3874.14644-01	Uniting Global Pty Ltd	CLEANING				\$	1,509.20
27/11/2024	INV-2293		CLEANING SERVICES - BOYA COMMUNITY CENTRE ON 21/07/2024	\$	217.80			
27/11/2024	INV-2294		CLEANING SERVICES - BOYA HALL 1 ON 14/07/2024	\$	123.20			
27/11/2024	INV-2296		CLEANING SERVICES - MUNDARING ARENA ON 18/07/2024	\$	105.60			
27/11/2024	INV-2298		CLEANING SERVICES - DARLINGTON & LESSER HALL ON 07/07/2024	\$	217.80			
27/11/2024	INV-2299		CLEANING SERVICES - HUB OF THE HILLS ON 31/08/2024	\$	140.80			
27/11/2024	INV-2300		CLEANING SERVICES - BRUCE DOUGLAS PAVILION ON 24/08/2024	\$	114.40			
27/11/2024	INV-2301		CLEANING SERVICES - BOYA COMMUNITY CENTRE ON 17/08/2024	\$	198.00			
27/11/2024	INV-2302		CLEANING SERVICES - MUNDARING HALL ON 18/08/2024	\$	123.20			
27/11/2024	INV-2304		CLEANING SERVICES - CHIDLOW OVAL PAVILION ON 15/09/2024	\$	145.20			
27/11/2024	INV-2297		CLEANING SERVICES - BRUCE DOUGLAS PAVILION ON 25/08/2024	\$	123.20			
02/12/2024	3874.14771-01	Glen Forrest Pharmacy	FIRST AID REPLENISHMENT				\$	110.00
25/11/2024	1034481		SUPPLY EPIPEN FOR MUNDARING ARENA	\$	110.00			
02/12/2024	3874.14793-01	Award Contracting Pty Ltd	UNDERGROUND SERVICES LOCATION				\$	825.00
27/11/2024	00030490		LOCATE UNDERGROUND SERVICES - MT HELENA OVAL	\$	825.00			
02/12/2024	3874.14882-01	BB Recruitment & Consulting Service	TEMP STAFF				\$	4,516.33
26/11/2024	I0004466		TEMP STAFF - MECPC CHILDCARE AGENCY STAFF	\$	4,516.33			
02/12/2024	3874.15082-01	Tuck In Mate Pty Ltd	CATERING				\$	330.00
28/11/2024	00000156		CATERING - COUNCIL FORUM ON 27/11/2024	\$	330.00			
02/12/2024	3874.15170-01	Twistech Pty Ltd	FENCING				\$	308.00
27/11/2024	INV-0492		REPAIR DAMAGED FENCING - COPPIN RD TRANSFER STATION	\$	308.00			

**MONTHLY LIST OF PAYMENTS
DECEMBER 2024**

02/12/2024	3874.1521-01	Dial A Nappy & Busiclean	GOODS				
28/11/2024	INV-18434		CLEANING CHEMICALS FOR MECPC	\$	1,349.00	\$	1,349.00
02/12/2024	3874.15459-01	Noongar Land Enterprise Group	SEEDLINGS			\$	5,137.55
27/11/2024	INV-2025047		SUPPLY NATIVE SEEDLINGS FOR LANDCARE PROGRAM	\$	5,137.55		
02/12/2024	3874.15579-01	Westbooks (J.D Caffey & Caffey Family	BOOKS			\$	1,287.90
28/11/2024	344983		BOOK STOCK - AFM LIBRARY	\$	539.74		
28/11/2024	344986		BOOK STOCK - AFM LIBRARY	\$	11.89		
28/11/2024	344984		BOOK STOCK - AFM LIBRARY	\$	505.37		
28/11/2024	344985		BOOK STOCK - AFM LIBRARY	\$	230.90		
02/12/2024	3874.15774-01	The Resources Hub (Emerge Safe Pty Ltd	TEMP STAFF			\$	13,343.18
28/11/2024	INV-2759		TEMP STAFF - PLANT MECHANIC	\$	2,965.15		
28/11/2024	INV-2760		TEMP STAFF - PLANT MECHANIC	\$	3,706.44		
27/11/2024	INV-2752		TEMP STAFF - PLANT MECHANIC	\$	2,965.15		
27/11/2024	INV-2753		TEMP STAFF - PLANT MECHANIC	\$	3,706.44		
02/12/2024	3874.15895-01	Split Air & Electrical (The Trustee	ELECTRICAL SERVICES			\$	4,692.00
28/11/2024	as3576		SUPPLY & INSTALL 9KW MITSUBISHI SPLIT SYSTEM - MECPC	\$	4,692.00		
02/12/2024	3874.1644-01	Woolworths Group Limited	FOOD & CONSUMABLES			\$	82.19
27/11/2024	TI-040D7-178D4E		FOOD & CONSUMABLES FOR CPC MIDDLE SWAN	\$	82.19		
02/12/2024	3874.191-01	Eastern Region Security	SECURITY EXPENSES			\$	1,526.25
27/11/2024	00022463		SECURITY EXPENSES - PARKERVILLE VBFB	\$	1,196.25		
27/11/2024	00022450		SECURITY EXPENSES - DEPOT	\$	330.00		
02/12/2024	3874.21-01	Eastern Metropolitan Regional Council	TRANSFER STATION FEES			\$	31,626.92
27/11/2024	EMRC61125		MATTRESS RECYCLING FEES - BOTH TRANSFER STATIONS	\$	2,924.00		
28/11/2024	EMRC61089		TRANSFER STATION FEES	\$	28,702.92		
02/12/2024	3874.2119-01	City of Armadale	PRINTING			\$	107.16
28/11/2024	49612		SUPPLY & DELIVER 300X COMMUNITY CONNECTION A5 FLYERS	\$	53.58		
28/11/2024	49613		SUPPLY & DELIVER 300X COMMUNITY CONNECTION A5 FLYERS	\$	53.58		
02/12/2024	3874.234-01	Coles Supermarkets Australia Pty Ltd	KIOSK SUPPLIES			\$	885.77
26/11/2024	205543649		FOOD & CONSUMABLES FOR CHILDREN - MECPC	\$	885.77		
02/12/2024	3874.2973-01	Trillion Trees Australia Inc.	PLANTS			\$	3,529.34
28/11/2024	INV-5118		2025 SEEDLINGS FOR LANDCARE	\$	3,529.34		
02/12/2024	3874.3088-01	Local Government Professionals	REGISTRATION			\$	680.00
28/11/2024	41503		REGISTRATION - AGE FRIENDLY AUSTRALIA CONFERENCE	\$	680.00		
02/12/2024	3874.336-01	Fasta Courier Service	COURIER SERVICES			\$	432.27
27/11/2024	305802		COURIER SERVICES	\$	432.27		
02/12/2024	3874.381-01	Mundaring Electrical Contracting Service	ELECTRICAL SERVICES			\$	1,210.00
27/11/2024	7684		ELECTRICAL SERVICES - PARKERVILLE VBFB	\$	1,210.00		
02/12/2024	3874.393-01	Western Australian Local Government	REGISTRATION			\$	110.00
27/11/2024	LGC24-114		REGISTRATION - WALGA CONVENTION 2024 ICONS BREAKFAST - CR ZLATNIK	\$	110.00		
02/12/2024	3874.509-01	Work Clobber	WORK CLOTHES			\$	71.60
27/11/2024	MD813167		SUPPLY 4X CRICKET FLAP HATS - MUNDARING ARENA STAFF	\$	71.60		
02/12/2024	3874.6732-01	Relationships Australia Western	EMPLOYEE ASSISTANCE PROGRAM			\$	198.00
27/11/2024	00448815		EMPLOYEE ASSISTANCE PROGRAM	\$	198.00		
02/12/2024	3874.7426-01	Scoob's Dingo Service	FOOTPATH SWEEPING SERVICE			\$	3,627.36
28/11/2024	2909		FOOTPATH SWEEPING SERVICE - VARIOUS LOCATIONS	\$	3,627.36		
02/12/2024	3874.7716-01	Scott Printers Pty Ltd	PRINTING			\$	1,404.70
28/11/2024	185889		PRINT 150X A4 YOUTH INFORMING STRATEGY BOOKLETS	\$	1,404.70		
02/12/2024	3874.9596-01	Brice Pest Management	PEST CONTROL			\$	495.00
27/11/2024	IV05935		BEE TREATMENT - CHRISTOWE PARK SWAN VIEW	\$	341.00		
27/11/2024	IV05932		TERMITE TREATMENT - MARLBORO RD SWAN VIEW	\$	154.00		
02/12/2024	3874.9981-01	Land Surveys (No Problems Just	SURVEY SERVICES			\$	5,335.00
26/11/2024	69442		BOUNDARY RE-ESTABLISHMENT SURVEY - MARSHWOOD PLACE	\$	5,335.00		
03/12/2024	3875.11210-01	Mr D A Jeans	COUNCILLOR ALLOWANCE			\$	2,386.42
03/12/2024	MEETING FEE		ENTITLEMENTS FOR DECEMBER 2024	\$	2,094.75		
03/12/2024	ICT ALLOWANCE		ENTITLEMENTS FOR DECEMBER 2024	\$	291.67		
03/12/2024	3875.11587-01	Mrs N D Zlatnik	COUNCILLOR ALLOWANCE			\$	2,386.42
03/12/2024	MEETING FEE		ENTITLEMENTS FOR DECEMBER 2024	\$	2,094.75		
03/12/2024	ICT ALLOWANCE		ENTITLEMENTS FOR DECEMBER 2024	\$	291.67		
03/12/2024	3875.13628-01	Mrs P Mehta	COUNCILLOR ALLOWANCE			\$	2,386.42
03/12/2024	MEETING FEE		ENTITLEMENTS FOR DECEMBER 2024	\$	2,094.75		
03/12/2024	ICT ALLOWANCE		ENTITLEMENTS FOR DECEMBER 2024	\$	291.67		

**MONTHLY LIST OF PAYMENTS
DECEMBER 2024**

03/12/2024	3875.14220-01	Ms K Beale	COUNCILLOR ALLOWANCE				
03/12/2024	MEETING FEE		ENTITLEMENTS FOR DECEMBER 2024	\$	2,094.75	\$	2,386.42
03/12/2024	ICT ALLOWANCE		ENTITLEMENTS FOR DECEMBER 2024	\$	291.67		
03/12/2024	3875.14221-01	Mrs P McNeil	COUNCILLOR ALLOWANCE			\$	8,813.17
03/12/2024	MEETING FEE		ENTITLEMENTS FOR DECEMBER 2024	\$	2,808.83		
03/12/2024	ALLOWANCE		ENTITLEMENTS FOR DECEMBER 2024	\$	5,712.67		
03/12/2024	ICT ALLOWANCE		ENTITLEMENTS FOR DECEMBER 2024	\$	291.67		
03/12/2024	3875.14222-01	Mr L W Ellery	COUNCILLOR ALLOWANCE			\$	2,386.42
03/12/2024	MEETING FEE		ENTITLEMENTS FOR DECEMBER 2024	\$	2,094.75		
03/12/2024	ICT ALLOWANCE		ENTITLEMENTS FOR DECEMBER 2024	\$	291.67		
03/12/2024	3875.14236-01	Mrs J E Cicchini	COUNCILLOR ALLOWANCE			\$	2,386.42
03/12/2024	MEETING FEE		ENTITLEMENTS FOR DECEMBER 2024	\$	2,094.75		
03/12/2024	ICT ALLOWANCE		ENTITLEMENTS FOR DECEMBER 2024	\$	291.67		
03/12/2024	3875.4526-01	Mr J S Daw	COUNCILLOR ALLOWANCE			\$	2,386.42
03/12/2024	MEETING FEE		ENTITLEMENTS FOR DECEMBER 2024	\$	2,094.75		
03/12/2024	ICT ALLOWANCE		ENTITLEMENTS FOR DECEMBER 2024	\$	291.67		
03/12/2024	3875.8924-01	Ms P A Cook	COUNCILLOR ALLOWANCE			\$	3,814.59
03/12/2024	MEETING FEE		ENTITLEMENTS FOR DECEMBER 2024	\$	2,094.75		
03/12/2024	DSP ALLOWANCE		ENTITLEMENTS FOR DECEMBER 2024	\$	1,428.17		
03/12/2024	ICT ALLOWANCE		ENTITLEMENTS FOR DECEMBER 2024	\$	291.67		
04/12/2024	3876.3462-01	Care Giver Subsidies	CARE GIVER SUBSIDIES			\$	30,978.82
04/12/2024	041224		CARE GIVER SUBSIDIES	\$	30,978.82		
05/12/2024	3877.15903-01	Mr F C Beazley	REFUND			\$	421.52
05/12/2024	REFUND		RATES REFUND	\$	421.52		
05/12/2024	3877.15904-01	Department of Fire & Emergency Services	REFUND			\$	616.00
05/12/2024	REFUND		RATES REFUND	\$	616.00		
05/12/2024	3877.15905-01	Mr G T Deriba	REFUND			\$	664.26
05/12/2024	REFUND		RATES REFUND	\$	664.26		
05/12/2024	3877.15906-01	Ms J B Crisp	REFUND			\$	731.76
05/12/2024	REFUND		RATES REFUND	\$	731.76		
05/12/2024	3877.15907-01	Ms K L Brennan	REFUND			\$	601.32
05/12/2024	REFUND		RATES REFUND	\$	601.32		
09/12/2024	3878.34-01	Water Corporation	WATER RATES & FEES			\$	8,025.72
08/12/2024	9004658548		WATER RATES & FEES	\$	4,933.74		
08/12/2024	9004686864		WATER RATES & FEES	\$	119.70		
08/12/2024	9004566600		WATER RATES & FEES	\$	1,234.32		
08/12/2024	9004566571		WATER RATES & FEES	\$	564.34		
08/12/2024	9004688851		WATER RATES & FEES	\$	1,173.62		
09/12/2024	3879.12623-01	Mr E P Butt	CROSSOVER CONTRIBUTION			\$	620.00
05/12/2024	X-OVER		CROSSOVER CONTRIBUTION - DARLINGTON	\$	620.00		
09/12/2024	3879.15882-01	Bibbul Ngarma Aboriginal Association	GRANT			\$	3,300.00
03/12/2024	GRANT		INSPIRE ARTS GRANT	\$	3,300.00		
09/12/2024	3879.15896-01	Mr L J Driscoll	REFUND			\$	105.00
03/12/2024	REFUND		REFUND - BUILDING PLAN ARCHIVE REQUEST CANCELLED	\$	105.00		
09/12/2024	3879.15911-01	Miss C A Laing	GRANT			\$	600.00
08/12/2024	GRANT		YOUTH GRANT PROGRAM	\$	600.00		
09/12/2024	3879.174-01	Synergy	ELECTRICITY			\$	4,548.77
27/11/2024	5358804327		ELECTRICITY	\$	113.51		
27/11/2024	5100198416		ELECTRICITY	\$	392.48		
27/11/2024	3625641925		ELECTRICITY	\$	732.84		
03/12/2024	1877395520		ELECTRICITY	\$	779.77		
03/12/2024	2869138323		ELECTRICITY	\$	290.10		
03/12/2024	5183606212		ELECTRICITY	\$	433.40		
03/12/2024	2548038725		ELECTRICITY	\$	586.32		
28/11/2024	2686554727		ELECTRICITY	\$	1,220.35		
09/12/2024	3879.196-01	Glen Forrest Volunteer Bushfire Brigade	REIMBURSEMENT			\$	814.46
05/12/2024	OCT-24		REIMBURSEMENT ESL EXPENSES 29/05/2024 - 26/09/2024	\$	814.46		
09/12/2024	3879.318-01	Sawyers Valley Volunteer Bushfire Brigade	REIMBURSEMENT			\$	1,433.28
05/12/2024	G46		REIMBURSEMENT ESL EXPENSES 27/06/2024 - 08/09/2024	\$	1,433.28		
09/12/2024	3879.5074-01	Swan View Football Club	REFUND			\$	982.09
03/12/2024	REFUND		REFUND - DUPLICATE PAYMENT	\$	982.09		

**MONTHLY LIST OF PAYMENTS
DECEMBER 2024**

09/12/2024	3879.582-01	Mundaring State Emergency Service	REIMBURSEMENT			\$	4,188.72
09/12/2024	Q3 2024		REIMBURSEMENT OF EXPENSES 25/06/2024 - 15/09/2024	\$	30.00		
03/12/2024	Q3 2024		REIMBURSEMENT OF EXPENSES 25/06/2024 - 15/09/2024	\$	4,158.72		
09/12/2024	3879.589-01	Shire of Mundaring	FDC PARENT LEVY			\$	6,893.17
04/12/2024	041224		FDC PARENT LEVY	\$	6,893.17		
09/12/2024	3879.5895-01	Parkerville Playgroup Inc	GRANT			\$	300.00
08/12/2024	GRANT		VOLUNTEER RECOGNITION EVENT GRANT	\$	300.00		
09/12/2024	3879.8922-01	Department of Planning & Development	DAP FEES			\$	10,920.00
06/12/2024	DAP/24/02810		DAP FEE - 340 ROLAND RD PARKERVILLE	\$	10,656.00		
06/12/2024	DAP/23/02501		DAP AMENDMENT FEE - 40 MARLBORO RD SWAN VIEW	\$	264.00		
09/12/2024	3880.10807-01	Total Green Recycling Pty Ltd	E-WASTE COLLECTION			\$	1,973.24
08/12/2024	INV16943		COPPIN RD TRANSFER STATION - E-WASTE COLLECTION	\$	1,973.24		
09/12/2024	3880.10881-01	Alsco Pty Ltd	FIRST AID REPLENISHMENT			\$	2,671.25
04/12/2024	CPER2451703		SERVICING SANITARY & NAPPY UNITS	\$	816.07		
08/12/2024	CPER2461129		FIRST AID REPLENISHMENT - OPERATION CENTRE	\$	113.00		
08/12/2024	CPER2461130		FIRST AID REPLENISHMENT - ADMIN BUILDING	\$	399.41		
08/12/2024	CPER2461131		FIRST AID REPLENISHMENT - AFM LIBRARY	\$	32.92		
08/12/2024	CPER2461134		FIRST AID REPLENISHMENT - MUNDARING ARENA	\$	113.00		
08/12/2024	CPER2461132		FIRST AID REPLENISHMENT - BOYA COMMUNITY CENTRE	\$	31.85		
08/12/2024	CPER2461133		FIRST AID REPLENISHMENT - LAKE LESCHENAUTIA	\$	158.68		
08/12/2024	CPER2459729		SERVICING SANITARY & NAPPY UNITS	\$	1,006.32		
09/12/2024	3880.11017-01	Sapio Pty Ltd	SECURITY EXPENSES			\$	6,103.42
25/11/2024	SP286466		SUPPLY & INSTALL ALARM PANEL - BILGOMAN AQUATIC CENTRE	\$	1,725.57		
25/11/2024	SP286464		RE-INSTALL ALARM SYSTEM - BILGOMAN AQUATIC CENTRE	\$	4,377.85		
09/12/2024	3880.11135-01	Frontline Fire & Rescue (Bluesteel	EQUIPMENT PURCHASES			\$	4,125.47
26/11/2024	84431		EQUIPMENT PURCHASES - DARLING RANGE VBFB	\$	1,240.96		
26/11/2024	84432		EQUIPMENT PURCHASES - DARLING RANGE VBFB	\$	1,231.26		
26/11/2024	84433		EQUIPMENT PURCHASES - STONEVILLE VBFB	\$	439.92		
26/11/2024	84434		EQUIPMENT PURCHASES - STONEVILLE VBFB	\$	48.40		
26/11/2024	84435		EQUIPMENT PURCHASES - STONEVILLE VBFB	\$	123.20		
26/11/2024	84430		EQUIPMENT PURCHASES - WOOROLOO VBFB	\$	7.70		
26/11/2024	84429		EQUIPMENT PURCHASES - SAWYERS VALLEY VBFB	\$	7.70		
26/11/2024	84437		EQUIPMENT PURCHASES - PARKERVILLE VBFB	\$	342.11		
26/11/2024	84436		EQUIPMENT PURCHASES - PARKERVILLE VBFB	\$	342.11		
26/11/2024	84428		EQUIPMENT PURCHASES - PARKERVILLE VBFB	\$	342.11		
09/12/2024	3880.11311-01	Mastec Australia Pty Ltd (The Trust	EQUIPMENT PURCHASES			\$	6.00
05/12/2024	INV18548		SUPPLY OF BIN LIDS & HINGE PINS	\$	6.00		
09/12/2024	3880.11568-01	Bow Steel Pty Ltd	STEEL FABRICATION			\$	17,160.00
06/12/2024	1154		ROLLER DOOR MAINTENANCE & MODIFICATIONS - PARKERVILLE VBFB	\$	17,160.00		
09/12/2024	3880.11659-01	T-Quip (Tocojopa Pty Ltd T/A)	VEHICLE PURCHASE			\$	42,603.00
27/11/2024	134438 #0		SUPPLY GREENWORKS 82V 800 UTV 017MDG	\$	42,603.00		
09/12/2024	3880.11953-01	The Stationery Co (C Willis & D J Willis	STATIONERY			\$	1,155.12
25/11/2024	173455		STATIONERY ITEMS	\$	71.10		
25/11/2024	173454		STATIONERY ITEMS	\$	111.10		
25/11/2024	173453		STATIONERY ITEMS	\$	194.38		
25/11/2024	173402		STATIONERY ITEMS	\$	751.59		
25/11/2024	173421		STATIONERY ITEMS	\$	26.95		
09/12/2024	3880.12-01	Department of Human Services - Child	CHILD SUPPORT PAYMENT			\$	516.78
01/12/2024	PY02-12-CHILD SU		CHILD SUPPORT PAYMENT	\$	516.78		
09/12/2024	3880.12078-01	Recruitwest Pty Ltd	TEMP STAFF			\$	26,600.35
05/12/2024	C INV 592443		TEMP STAFF - GRADER OPERATOR	\$	2,316.78		
05/12/2024	C INV 592432		TEMP STAFF - MULTIPLANT OPERATOR	\$	2,229.17		
06/12/2024	C INV 592485		TEMP STAFF - MULTIPLANT OPERATOR	\$	2,786.47		
06/12/2024	C INV 592495		TEMP STAFF - MULTIPLANT OPERATOR	\$	1,671.88		
06/12/2024	C INV 592481		TEMP STAFF - CONTAINER COLLECTION DRIVER	\$	1,070.43		
06/12/2024	C INV 592496		TEMP STAFF - PROJECT LABOURER	\$	2,456.03		
08/12/2024	C INV 592546		TEMP STAFF - OPERATIONS ADMIN OFFICER	\$	2,616.08		
06/12/2024	C INV 592508		TEMP STAFF - PROJECT LABOURER	\$	2,456.03		
06/12/2024	C INV 592514		TEMP STAFF - PROJECT LABOURER	\$	1,473.62		
06/12/2024	C INV 592493		TEMP STAFF - MOWER/HORTICULTURAL LABOURER	\$	2,229.17		
06/12/2024	C INV 592511		TEMP STAFF - MOWER/HORTICULTURAL LABOURER	\$	2,229.17		
06/12/2024	C INV 592515		TEMP STAFF - OPERATIONS ADMIN OFFICER	\$	279.05		
08/12/2024	C INV 592542		TEMP STAFF - MOWER/HORTICULTURAL LABOURER	\$	2,786.47		

MONTHLY LIST OF PAYMENTS DECEMBER 2024					
09/12/2024	3880.12353-01	WCP Civil Pty Ltd	ROAD IMPROVEMENTS		
05/12/2024	32200		ROAD IMPROVEMENTS - PROSPERITY RD MOUNT HELENA	\$ 128,224.71	\$ 128,224.71
09/12/2024	3880.12579-01	Mr V Crowe	LANDSCAPE & MAINTENANCE SERVICES		
04/12/2024	2468		LANDSCAPE & MAINTENANCE SERVICES - MECPC	\$ 528.00	\$ 1,104.00
04/12/2024	2467		LANDSCAPE SERVICES - CPC MIDDLE SWAN	\$ 288.00	
04/12/2024	2466		LANDSCAPE SERVICES - SCFC CLAYTON VIEW	\$ 288.00	
09/12/2024	3880.12640-01	Officeworks Ltd	STATIONERY		
25/11/2024	617582623		STATIONERY ITEMS	\$ 299.46	\$ 798.41
08/12/2024	617644020		SUPPLY & DELIVER ELECTRIC SIT STAND DESK	\$ 498.95	
09/12/2024	3880.12677-01	Snap Midland (Debandkas Assets Pty	SIGNAGE		
25/11/2024	F069-216832		SUPPLY 1000X A5 HAVE YOUR SAY FLYERS	\$ 220.00	\$ 820.00
25/11/2024	F069-216806		SUPPLY 18X CUSTOM DESIGN COREFLUTE SIGNS	\$ 600.00	
09/12/2024	3880.12762-01	A E Hoskins Building Services (Trustee	MAINTENANCE		
08/12/2024	510030		DISABILITY ACCESS UPGRADE PARKERVILLE & GLEN FORREST HALLS	\$ 40,486.83	\$ 40,486.83
09/12/2024	3880.12771-01	AMPAC Debt Recovery (WA) Pty Ltd	DEBT RECOVERY SERVICES		
28/11/2024	112919		RATES DEBT RECOVERY SERVICES 2024/2025	\$ 2,134.10	\$ 2,134.10
09/12/2024	3880.12790-01	S&R Glass	WINDOW REPLACEMENT		
04/12/2024	1797		REPAIR BROKEN WINDOW - DARLINGTON OVAL CHANGEROOMS	\$ 1,307.00	\$ 1,307.00
09/12/2024	3880.12899-01	NAPA (A Division of GPC Asia Pacific	PARTS		
19/11/2024	1320410088		SUPPLY OF WORKSHOP CONSUMABLES	\$ 62.98	\$ 1,230.01
19/11/2024	1320409877		SUPPLY OF WORKSHOP CONSUMABLES	\$ 38.50	
22/11/2024	1320409979		SUPPLY OF WORKSHOP CONSUMABLES	\$ 358.84	
22/11/2024	1320409986		SUPPLY OF WORKSHOP CONSUMABLES	\$ 223.26	
22/11/2024	1320411235		SUPPLY AIR FILTERS FOR P2517	\$ 148.50	
22/11/2024	1320411301		SUPPLY PARTS FOR P303	\$ 169.40	
19/11/2024	1320409883		SUPPLY OIL FILTERS & PARTS FOR P4827	\$ 146.30	
19/11/2024	1320409930		SUPPLY AIR FILTER & HYDRAULIC FILTER FOR P691	\$ 82.23	
09/12/2024	3880.12951-01	Traffic Force	TRAFFIC MANAGEMENT SERVICES		
05/12/2024	00038700		TRAFFIC MANAGEMENT SERVICES - DRAINAGE MAINTENANCE	\$ 7,053.97	\$ 7,053.97
09/12/2024	3880.12984-01	AJL Plumbing and Gas Pty Ltd (ATF T	PLUMBING SERVICES		
04/12/2024	AJL15209		PLUMBING SERVICES - ELSIE AUSTIN OVAL PAVILION	\$ 176.00	\$ 3,085.50
04/12/2024	AJL15259		PLUMBING SERVICES - MUNDARING ARENA	\$ 1,144.00	
04/12/2024	AJL15260		PLUMBING SERVICES - CHIDLOW RECREATION PAVILION	\$ 1,595.00	
03/12/2024	AJL15440		PLUMBING SERVICES - MECPC	\$ 170.50	
09/12/2024	3880.13-01	Shire of Mundaring	PAYROLL DEDUCTION		
01/12/2024	PY01-12-Novated		PAYROLL DEDUCTION	\$ 2,346.41	\$ 14,030.86
01/12/2024	PY01-12-Novated		PAYROLL DEDUCTION	\$ 177.76	
01/12/2024	PY01-12-Novated		PAYROLL DEDUCTION	\$ 209.30	
01/12/2024	PY01-12-Novated		PAYROLL DEDUCTION	\$ 1,357.50	
01/12/2024	PY01-12-Novated		PAYROLL DEDUCTION	\$ 594.60	
01/12/2024	PY02-12-Buy Addi		PAYROLL DEDUCTION	\$ 907.86	
01/12/2024	PY01-12-Private		PAYROLL DEDUCTION	\$ 1,050.00	
01/12/2024	PY01-12-Buy Addi		PAYROLL DEDUCTION	\$ 1,046.89	
01/12/2024	PY01-12-Novated		PAYROLL DEDUCTION	\$ 6,340.54	
09/12/2024	3880.13097-01	Survey Civil	DRAINAGE WORKS		
08/12/2024	350		SUPPLY & INSTALL STORMWATER DRAINS - PAGNELL WAY SWAN VIEW	\$ 6,050.00	\$ 6,050.00
09/12/2024	3880.13158-01	Better Pets and Gardens Midland (BP	PET SUPPLIES		
23/11/2024	5-02-349921		PET SUPPLIES FOR POUND	\$ 62.45	\$ 62.45
09/12/2024	3880.13191-01	Office of the Auditor General	AUDIT		
05/12/2024	INV-1431		AUDIT FOR THE YEAR ENDED 30 JUNE 2024	\$ 50,160.00	\$ 50,160.00
09/12/2024	3880.13208-01	Fire Protection Services WA Pty Ltd	MAINTENANCE		
03/12/2024	11392		FIRE & EMERGENCY SERVICES MAINTENANCE - BOYA COMMUNITY SERVICES	\$ 203.50	\$ 2,455.24
04/12/2024	11402		FIRE & EMERGENCY SERVICES MAINTENANCE - BOYA COMMUNITY SERVICES	\$ 987.80	
04/12/2024	11423		FIRE & EMERGENCY SERVICES MAINTENANCE - BOYA COMMUNITY SERVICES	\$ 136.40	
04/12/2024	11479		FIRE & EMERGENCY SERVICES MAINTENANCE - MUNDARING ARENA	\$ 518.87	
04/12/2024	11478		FIRE & EMERGENCY SERVICES MAINTENANCE - BOYA COMMUNITY SERVICES	\$ 478.96	
05/12/2024	11486		FIRE & EMERGENCY SERVICES MAINTENANCE - ADMIN	\$ 129.71	
09/12/2024	3880.13268-01	Department of Human Services	PAYROLL DEDUCTION		
01/12/2024	PY01-12-Centrel		PAYROLL DEDUCTION	\$ 41.66	\$ 41.66

**MONTHLY LIST OF PAYMENTS
DECEMBER 2024**

09/12/2024	3880.13345-01	ABM Landscaping (Mikevie Pty Ltd T/As:)	LANDSCAPING						
06/12/2024	INV-6122		LANDSCAPE MAINTENANCE - ADMIN & MUNDARING TOWN CENTRE	\$	13,091.52	\$	16,688.52		
06/12/2024	INV-6123		MULCHING WORKS - ADMIN BUILDING GARDENS	\$	1,144.00				
06/12/2024	INV-6136		MOWING SERVICE - BILGOMAN AQUATIC CENTRE	\$	836.00				
08/12/2024	INV-6142		TURF CORING WORKS - LAKE LESCHENAULTIA	\$	1,617.00				
09/12/2024	3880.13368-01	Midland Nissan and Isuzu (Idom Midland	PARTS			\$	261.38	\$	261.38
19/11/2024	62371605		SUPPLY TAIL LIGHT FOR P4814	\$					
09/12/2024	3880.13505-01	Global Spill Control Pty Ltd	SAFETY EQUIPMENT			\$		\$	543.51
08/12/2024	233433		SUPPLY BUND COVER - DEPOT CHEMICAL STORAGE	\$	543.51				
09/12/2024	3880.13695-01	Kingspan Water & Energy Pty Ltd	WATER TANK			\$		\$	2,146.00
05/12/2024	SI170031279		SUPPLY & DELIVER WATER TANK - MATHIESON RD TRANSFER STATION	\$	2,146.00				
09/12/2024	3880.138-01	Sonic HealthPlus Pty Ltd	MEDICAL EXAMINATION			\$		\$	1,150.06
24/11/2024	3441517		PRE-EMPLOYMENT MEDICAL EXAMINATION	\$	261.80				
25/11/2024	3435049		PRE-EMPLOYMENT MEDICAL EXAMINATION	\$	261.80				
25/11/2024	3440155		PRE-EMPLOYMENT MEDICAL EXAMINATION	\$	196.36				
25/11/2024	3442953		PRE-EMPLOYMENT MEDICAL EXAMINATION	\$	168.30				
25/11/2024	3437699		PRE-EMPLOYMENT MEDICAL EXAMINATION	\$	261.80				
09/12/2024	3880.13879-01	One Tree Community Services Inc	STAFF TRAINING			\$		\$	19.80
08/12/2024	4300		STAFF TRAINING - DIPLOMA OF EARLY CHILDHOOD EDUCATION	\$	19.80				
09/12/2024	3880.13978-01	Stoneville Liquor Store (Love You Papa	CATERING			\$		\$	1,228.35
05/12/2024	#00000027		REFRESHMENTS - PRESIDENTS SUNDOWNER ON 10/11/2024	\$	1,228.35				
09/12/2024	3880.14013-01	Eastern Hills Chainsaws & Mowers Pty	EQUIPMENT REPAIRS			\$		\$	666.00
19/11/2024	52796 #4		SUPPLY 5X ADVANCE X-VENT HELMET KITS	\$	666.00				
09/12/2024	3880.14051-01	Sweeping Services Australia Pty Ltd	STREET SWEEPING SERVICES			\$		\$	9,322.72
05/12/2024	INV-0691		SUPPLY OF STREET SWEEPING SERVICES	\$	9,322.72				
09/12/2024	3880.14073-01	Tony's House of Tender Meats (GK &	FOOD			\$		\$	300.49
06/12/2024	65781		MEAT SUPPLIES FOR CHILDREN - MECPC	\$	300.49				
09/12/2024	3880.14109-01	Red Dot Stores (The C C C B	CONSUMABLES			\$		\$	109.48
04/12/2024	19011020		CONSUMABLES - MECPC	\$	109.48				
09/12/2024	3880.14221-01	Mrs P McNeil	COUNCILLOR ALLOWANCE			\$		\$	342.61
08/12/2024	TRAVEL/PARKING		TRAVEL & PARKING REIMBURSEMENT 336.6KM 21/11/2024 - 27/11/2024	\$	342.61				
09/12/2024	3880.14239-01	1Spatial Australia Pty Limited	SUBSCRIPTION			\$		\$	16,500.00
19/11/2024	SIN028774		FME LOCAL GOVERNMENT SUBSCRIPTION LGS YEAR 3	\$	16,500.00				
09/12/2024	3880.14430-01	Ms A M Carlin	DESIGN FEES/COSTS			\$		\$	1,595.00
04/12/2024	#901		SOCIAL MEDIA MANAGEMENT - NOVEMBER 2024 PERTH HILLS MUNDARING	\$	845.00				
04/12/2024	#900		SOCIAL MEDIA MANAGEMENT - LAKE LESCHENAULTIA NOVEMBER 2024	\$	750.00				
09/12/2024	3880.14496-01	Tyrepower Mundaring (The Trustee for	TYRES & REPAIRS			\$		\$	35.00
08/12/2024	123929		REPAIR TYRE ON 819MDG	\$	35.00				
09/12/2024	3880.14612-01	MetroCert (Andrew John Griffiths T/As:)	PROFESSIONAL SERVICES			\$		\$	440.00
06/12/2024	INV2463		CERTIFICATE OF DESIGN COMPLIANCE - 2X WATER TANKS	\$	440.00				
09/12/2024	3880.14644-01	Uniting Global Pty Ltd	CLEANING			\$		\$	89,784.20
04/12/2024	INV-2146		CLEANING SERVICES - OCTOBER 2024	\$	89,493.80				
04/12/2024	INV-2303		CLEANING SERVICES - CHIDLOW OVAL PAVILION ON 25/08/2024	\$	145.20				
03/12/2024	INV-2309		CLEANING SERVICES - DARLINGTON MAIN HALL ON 06/10/2024	\$	145.20				
09/12/2024	3880.14870-01	Eastern Hills Bakery (Q.N Lowings &	CATERING			\$		\$	180.50
05/12/2024	10		CATERING - YELLOW BELT TRAINING ON 26/11/2024	\$	180.50				
09/12/2024	3880.15-01	Australia Post	POSTAGE			\$		\$	4,431.61
05/12/2024	1013667366		POSTAGE FOR MUNDARING LIBRARY	\$	363.98				
06/12/2024	1013667714		DAILY OUTGOING MAIL	\$	3,980.53				
06/12/2024	1013658008		RATES COLLECTION FEES OCTOBER 2024	\$	87.10				
09/12/2024	3880.15113-01	Tangibility Pty Ltd	WATER BOTTLES			\$		\$	889.35
04/12/2024	INV-47500		SUPPLY 55X 400ML WATER BOTTLES - SENIORS WEEK 2024	\$	889.35				
09/12/2024	3880.15119-01	Bolinda Digital Pty Ltd	ELECTRONIC RESOURCES			\$		\$	265.44
23/11/2024	449964		ELECTRONIC RESOURCES (EBOOKS & EAUDIOBOOKS)	\$	265.44				
09/12/2024	3880.15170-01	Twistech Pty Ltd	FENCING			\$		\$	616.00
05/12/2024	INV-0494		REPAIR DAMAGED FENCING - COPPIN RD TRANSFER STATION	\$	308.00				
06/12/2024	INV-0496		REPAIR DAMAGED FENCING - MATHIESON RD TRANSFER STATION	\$	308.00				
09/12/2024	3880.15201-01	4Park Pty Ltd T/A Forpark Australia	PLAYGROUND EQUIPMENT			\$		\$	3,168.00
06/12/2024	INV101133		SUPPLY HAND POWERED SWING SEAT - SCULPTURE PARK	\$	3,168.00				
09/12/2024	3880.1521-01	Dial A Nappy & Busiclean	CLEANING			\$		\$	142.20
05/12/2024	INV-18445		PAPER TOWEL - CHILDREN SERVICES ADMIN BUILDING	\$	142.20				

MONTHLY LIST OF PAYMENTS
DECEMBER 2024

09/12/2024	3880.15225-01	Rudd Industrial (Synergy Business)	PARTS																																																																																																																																																																																																																																																																																																																																																																																																																																																																																																																																																																																																																																																																																																																																																																																																																																																																																																																																																																																																																																																																																																																																																																																																																																																																																																																																																																																																												
------------	---------------	------------------------------------	-------	--	--	--	--	--	--	--	--	--	--	--	--	--	--	--	--	--	--	--	--	--	--	--	--	--	--	--	--	--	--	--	--	--	--	--	--	--	--	--	--	--	--	--	--	--	--	--	--	--	--	--	--	--	--	--	--	--	--	--	--	--	--	--	--	--	--	--	--	--	--	--	--	--	--	--	--	--	--	--	--	--	--	--	--	--	--	--	--	--	--	--	--	--	--	--	--	--	--	--	--	--	--	--	--	--	--	--	--	--	--	--	--	--	--	--	--	--	--	--	--	--	--	--	--	--	--	--	--	--	--	--	--	--	--	--	--	--	--	--	--	--	--	--	--	--	--	--	--	--	--	--	--	--	--	--	--	--	--	--	--	--	--	--	--	--	--	--	--	--	--	--	--	--	--	--	--	--	--	--	--	--	--	--	--	--	--	--	--	--	--	--	--	--	--	--	--	--	--	--	--	--	--	--	--	--	--	--	--	--	--	--	--	--	--	--	--	--	--	--	--	--	--	--	--	--	--	--	--	--	--	--	--	--	--	--	--	--	--	--	--	--	--	--	--	--	--	--	--	--	--	--	--	--	--	--	--	--	--	--	--	--	--	--	--	--	--	--	--	--	--	--	--	--	--	--	--	--	--	--	--	--	--	--	--	--	--	--	--	--	--	--	--	--	--	--	--	--	--	--	--	--	--	--	--	--	--	--	--	--	--	--	--	--	--	--	--	--	--	--	--	--	--	--	--	--	--	--	--	--	--	--	--	--	--	--	--	--	--	--	--	--	--	--	--	--	--	--	--	--	--	--	--	--	--	--	--	--	--	--	--	--	--	--	--	--	--	--	--	--	--	--	--	--	--	--	--	--	--	--	--	--	--	--	--	--	--	--	--	--	--	--	--	--	--	--	--	--	--	--	--	--	--	--	--	--	--	--	--	--	--	--	--	--	--	--	--	--	--	--	--	--	--	--	--	--	--	--	--	--	--	--	--	--	--	--	--	--	--	--	--	--	--	--	--	--	--	--	--	--	--	--	--	--	--	--	--	--	--	--	--	--	--	--	--	--	--	--	--	--	--	--	--	--	--	--	--	--	--	--	--	--	--	--	--	--	--	--	--	--	--	--	--	--	--	--	--	--	--	--	--	--	--	--	--	--	--	--	--	--	--	--	--	--	--	--	--	--	--	--	--	--	--	--	--	--	--	--	--	--	--	--	--	--	--	--	--	--	--	--	--	--	--	--	--	--	--	--	--	--	--	--	--	--	--	--	--	--	--	--	--	--	--	--	--	--	--	--	--	--	--	--	--	--	--	--	--	--	--	--	--	--	--	--	--	--	--	--	--	--	--	--	--	--	--	--	--	--	--	--	--	--	--	--	--	--	--	--	--	--	--	--	--	--	--	--	--	--	--	--	--	--	--	--	--	--	--	--	--	--	--	--	--	--	--	--	--	--	--	--	--	--	--	--	--	--	--	--	--	--	--	--	--	--	--	--	--	--	--	--	--	--	--	--	--	--	--	--	--	--	--	--	--	--	--	--	--	--	--	--	--	--	--	--	--	--	--	--	--	--	--	--	--	--	--	--	--	--	--	--	--	--	--	--	--	--	--	--	--	--	--	--	--	--	--	--	--	--	--	--	--	--	--	--	--	--	--	--	--	--	--	--	--	--	--	--	--	--	--	--	--	--	--	--	--	--	--	--	--	--	--	--	--	--	--	--	--	--	--	--	--	--	--	--	--	--	--	--	--	--	--	--	--	--	--	--	--	--	--	--	--	--	--	--	--	--	--	--	--	--	--	--	--	--	--	--	--	--	--	--	--	--	--	--	--	--	--	--	--	--	--	--	--	--	--	--	--	--	--	--	--	--	--	--	--	--	--	--	--	--	--	--	--	--	--	--	--	--	--	--	--	--	--	--	--	--	--	--	--	--	--	--	--	--	--	--	--	--	--	--	--	--	--	--	--	--	--	--	--	--	--	--	--	--	--	--	--	--	--	--	--	--	--	--	--	--	--	--	--	--	--	--	--	--	--	--	--	--	--	--	--	--	--	--	--	--	--	--	--	--	--	--	--	--	--	--	--	--	--	--	--	--	--	--	--	--	--	--	--	--	--	--	--	--	--	--	--	--	--	--	--	--	--	--	--	--	--	--	--	--	--	--	--	--	--	--	--	--	--	--	--	--	--	--	--	--	--	--	--	--	--	--	--	--	--	--	--	--	--	--	--	--	--	--	--	--	--	--	--	--	--	--	--	--	--	--	--	--	--	--	--	--	--	--	--	--	--	--	--	--	--	--	--	--	--	--	--	--	--	--	--	--	--	--	--	--	--	--	--	--	--	--	--	--	--	--	--	--	--	--	--	--	--	--	--	--	--	--	--	--	--	--	--	--	--	--	--	--	--	--	--	--	--	--	--	--	--	--	--	--	--	--	--	--	--	--	--	--	--	--	--	--	--	--	--	--	--	--	--	--	--	--	--	--	--	--	--	--	--	--	--	--	--	--	--	--	--	--	--	--	--	--	--	--	--	--	--	--	--	--	--	--	--	--	--	--	--	--	--	--	--	--	--	--	--	--	--	--	--	--	--	--	--	--	--	--	--	--	--	--	--	--	--	--	--	--	--	--	--	--	--	--	--	--	--	--	--	--	--	--	--	--	--	--	--	--	--	--	--	--	--	--	--	--	--	--	--	--	--	--	--	--	--	--	--	--	--	--	--	--	--	--	--	--	--	--	--	--	--	--	--	--	--	--	--	--	--	--	--	--	--	--	--	--	--	--	--	--	--	--	--	--	--	--	--	--	--	--	--	--	--	--	--	--	--	--	--	--	--	--	--	--	--	--	--	--	--	--	--	--	--	--	--	--	--	--	--	--	--	--	--	--	--	--	--	--	--	--	--	--	--	--	--	--	--	--	--	--	--	--	--	--	--	--	--	--	--	--	--	--	--	--	--	--	--	--	--	--	--	--	--	--	--	--	--	--	--	--	--	--	--	--	--	--	--	--	--	--	--	--	--	--	--	--	--	--	--	--	--	--	--	--	--	--	--	--	--	--	--	--	--	--	--	--	--	--	--

**MONTHLY LIST OF PAYMENTS
DECEMBER 2024**

09/12/2024	3880.15853-01	Vivant Repose Pty Ltd	PUBLIC PRESENTATION				
05/12/2024	INV-0245		WORKSHOP STYLING & PREPARING HOME FOR SALE/RENT	\$	365.00	\$	365.00
09/12/2024	3880.15860-01	Perth Materials Blowing Pty Ltd	MAINTENANCE			\$	5,497.80
06/12/2024	3067		SUPPLY & INSTALL SOFTFALL MULCH - PARKERVILLE OVAL	\$	5,497.80		
09/12/2024	3880.15863-01	Office Mart (The Trustee for Bucket	OFFICE FURNITURE			\$	812.82
25/11/2024	184984		SUPPLY 8X STUDIO MESH BACK VISITOR CHAIRS	\$	812.82		
09/12/2024	3880.15870-01	Sign Supermarket (Swastik Shree Pty	SIGNS			\$	66.00
04/12/2024	23948		PRINT SELF ADHESIVE VINYL DECAL - BILGOMAN AQUATIC CENTRE	\$	66.00		
09/12/2024	3880.15883-01	Swans on the Swan Pty Ltd	EQUIPMENT HIRE			\$	1,100.00
04/12/2024	71		HIRE PADDLE BOATS - LAKEFEST ACTIVITY	\$	1,100.00		
09/12/2024	3880.15908-01	Prime Asset Locate Pty Ltd	UNDERGROUND SERVICES LOCATION			\$	3,810.68
06/12/2024	1934		LOCATE UNDERGROUND SERVICES - BROWN PARK CARPARK UPGRADE	\$	3,810.68		
09/12/2024	3880.15910-01	Charvon Pty Ltd	CARPET/VINYL LAYING			\$	2,264.90
09/12/2024	INV-0202		SUPPLY & INSTALL ENTRANCE MATS & TRIMS - BRUCE DOUGLAS PAVILION	\$	2,264.90		
09/12/2024	3880.1644-01	Woolworths Group Limited	FOOD & CONSUMABLES			\$	150.00
04/12/2024	TI-040D7-178D4F		FOOD & CONSUMABLES FOR CHILDREN - MECPC	\$	150.00		
09/12/2024	3880.1884-01	Agparts Warehouse Pty Ltd	PARTS			\$	148.61
22/11/2024	295195		SUPPLY PARTS FOR P2514	\$	148.61		
09/12/2024	3880.191-01	Eastern Region Security	SECURITY EXPENSES			\$	2,090.00
06/12/2024	00022510		SECURITY EXPENSES - MECPC & SCFC CLAYTON VIEW	\$	550.00		
06/12/2024	00022508		SECURITY EXPENSES - BILGOMAN AQUATIC CENTRE	\$	550.00		
06/12/2024	00022507		SECURITY EXPENSES - VARIOUS SHIRE BUILDINGS	\$	990.00		
09/12/2024	3880.1955-01	Cleanaway	RECYCLING FEES			\$	643.50
04/12/2024	19276366		SKIP BIN HIRE - STONEVILLE VBFB	\$	643.50		
09/12/2024	3880.21-01	Eastern Metropolitan Regional Council	TRANSFER STATION FEES			\$	58,430.95
06/12/2024	EMRC61357		TRANSFER STATION FEES	\$	22,101.16		
06/12/2024	EMRC61214		TRANSFER STATION FEES	\$	26,335.65		
06/12/2024	EMRC61211		TRANSFER STATION FEES	\$	8,277.91		
06/12/2024	EMRC61202		TRANSFER STATION FEES	\$	1,716.23		
09/12/2024	3880.215-01	Deputy Commissioner of Taxation	TAXATION			\$	170,193.00
01/12/2024	PY01-12-Deputy C		PAYROLL DEDUCTION	\$	149,229.00		
01/12/2024	PY02-12-Deputy C		PAYROLL DEDUCTION	\$	20,964.00		
09/12/2024	3880.234-01	Coles Supermarkets Australia Pty Ltd	KIOSK SUPPLIES			\$	1,318.08
04/12/2024	205737625		FOOD & CONSUMABLES FOR CHILDREN - MECPC	\$	1,318.08		
09/12/2024	3880.254-01	Mundaring Arts Centre Inc	ART PROJECT			\$	400.00
05/12/2024	1503		2024 MUNDARING ENVIRONMENTAL ART PROJECT	\$	400.00		
09/12/2024	3880.2625-01	Stewart & Heaton Clothing Co	UNIFORMS			\$	2,750.14
25/11/2024	SIN-3993353		UNIFORMS - GLEN FORREST VBFB	\$	183.68		
25/11/2024	SIN-3993360		UNIFORMS - WOOROLOO VBFB	\$	918.39		
25/11/2024	SIN-3993370		UNIFORMS - DARLING RANGE VBFB	\$	613.68		
25/11/2024	SIN-3993793		UNIFORMS - DARLING RANGE VBFB	\$	290.40		
25/11/2024	SIN-3994213		UNIFORMS - DARLING RANGE VBFB	\$	66.15		
03/12/2024	SIN-3994884		UNIFORMS - DARLINGTON VBFB	\$	595.39		
03/12/2024	SIN-3995352		UNIFORMS - GLEN FORREST VBFB	\$	6.52		
03/12/2024	SIN-3996835		UNIFORMS - DARLING RANGE VBFB	\$	75.93		
09/12/2024	3880.2641-01	St John Ambulance Western Australia	SAFETY EQUIPMENT			\$	942.00
06/12/2024	STKINV00054608		SUPPLY BATTERY AND DEFIBRILLATOR PADS - ADMIN	\$	635.00		
08/12/2024	STKINV00056036		SUPPLY DEFIBRILLATOR BATTERY - HUB OF THE HILLS	\$	307.00		
09/12/2024	3880.3123-01	Office Line	EQUIPMENT PURCHASES			\$	1,478.40
08/12/2024	85044		SUPPLY SKIRT FOR PORTABLE STAGING - MUNDARING ARENA	\$	739.20		
08/12/2024	85047		SUPPLY SKIRT FOR PORTABLE STAGING - KSP LIBRARY	\$	739.20		
09/12/2024	3880.314-01	Landgate	TITLE SEARCHES			\$	991.82
25/11/2024	398687		GROSS RENTAL VALUATIONS CHARGEABLE	\$	964.22		
25/11/2024	398706		UNIMPROVED VALUES CHARGEABLE	\$	27.60		
09/12/2024	3880.320-01	Department of Fire & Emergency Services	ESL CONTRIBUTION			\$	1,234,653.83
08/12/2024	158470		2024/2025 ESL QUARTER 2 CONTRIBUTION	\$	1,234,653.83		
09/12/2024	3880.33-01	Boral Construction Materials Group	ASPHALT			\$	267.03
08/12/2024	WA17753490		ASPHALT	\$	267.03		
09/12/2024	3880.3493-01	BGC Quarries	ROCKBASE			\$	933.45
19/11/2024	IQ50668		SUPPLY 5MM WASHED GRANITE	\$	933.45		
09/12/2024	3880.375-01	Team Global Express Pty Ltd	COURIER SERVICES			\$	590.86
25/11/2024	0644-S364420		COURIER SERVICES	\$	422.87		
03/12/2024	0645-S364420		COURIER SERVICES	\$	167.99		

MONTHLY LIST OF PAYMENTS
DECEMBER 2024

09/12/2024	3880.381-01	Mundaring Electrical Contracting Service	ELECTRICAL SERVICES																																																																																																																																																																																																																																																																																																																																																																																																																																																																																																																																																																																																																																																																																																																																																																																																																																																																																																																																																																																																																																																																																																																																																																																																																																																																																																																																																																																																									</
------------	-------------	--	---------------------	--	--	--	--	--	--	--	--	--	--	--	--	--	--	--	--	--	--	--	--	--	--	--	--	--	--	--	--	--	--	--	--	--	--	--	--	--	--	--	--	--	--	--	--	--	--	--	--	--	--	--	--	--	--	--	--	--	--	--	--	--	--	--	--	--	--	--	--	--	--	--	--	--	--	--	--	--	--	--	--	--	--	--	--	--	--	--	--	--	--	--	--	--	--	--	--	--	--	--	--	--	--	--	--	--	--	--	--	--	--	--	--	--	--	--	--	--	--	--	--	--	--	--	--	--	--	--	--	--	--	--	--	--	--	--	--	--	--	--	--	--	--	--	--	--	--	--	--	--	--	--	--	--	--	--	--	--	--	--	--	--	--	--	--	--	--	--	--	--	--	--	--	--	--	--	--	--	--	--	--	--	--	--	--	--	--	--	--	--	--	--	--	--	--	--	--	--	--	--	--	--	--	--	--	--	--	--	--	--	--	--	--	--	--	--	--	--	--	--	--	--	--	--	--	--	--	--	--	--	--	--	--	--	--	--	--	--	--	--	--	--	--	--	--	--	--	--	--	--	--	--	--	--	--	--	--	--	--	--	--	--	--	--	--	--	--	--	--	--	--	--	--	--	--	--	--	--	--	--	--	--	--	--	--	--	--	--	--	--	--	--	--	--	--	--	--	--	--	--	--	--	--	--	--	--	--	--	--	--	--	--	--	--	--	--	--	--	--	--	--	--	--	--	--	--	--	--	--	--	--	--	--	--	--	--	--	--	--	--	--	--	--	--	--	--	--	--	--	--	--	--	--	--	--	--	--	--	--	--	--	--	--	--	--	--	--	--	--	--	--	--	--	--	--	--	--	--	--	--	--	--	--	--	--	--	--	--	--	--	--	--	--	--	--	--	--	--	--	--	--	--	--	--	--	--	--	--	--	--	--	--	--	--	--	--	--	--	--	--	--	--	--	--	--	--	--	--	--	--	--	--	--	--	--	--	--	--	--	--	--	--	--	--	--	--	--	--	--	--	--	--	--	--	--	--	--	--	--	--	--	--	--	--	--	--	--	--	--	--	--	--	--	--	--	--	--	--	--	--	--	--	--	--	--	--	--	--	--	--	--	--	--	--	--	--	--	--	--	--	--	--	--	--	--	--	--	--	--	--	--	--	--	--	--	--	--	--	--	--	--	--	--	--	--	--	--	--	--	--	--	--	--	--	--	--	--	--	--	--	--	--	--	--	--	--	--	--	--	--	--	--	--	--	--	--	--	--	--	--	--	--	--	--	--	--	--	--	--	--	--	--	--	--	--	--	--	--	--	--	--	--	--	--	--	--	--	--	--	--	--	--	--	--	--	--	--	--	--	--	--	--	--	--	--	--	--	--	--	--	--	--	--	--	--	--	--	--	--	--	--	--	--	--	--	--	--	--	--	--	--	--	--	--	--	--	--	--	--	--	--	--	--	--	--	--	--	--	--	--	--	--	--	--	--	--	--	--	--	--	--	--	--	--	--	--	--	--	--	--	--	--	--	--	--	--	--	--	--	--	--	--	--	--	--	--	--	--	--	--	--	--	--	--	--	--	--	--	--	--	--	--	--	--	--	--	--	--	--	--	--	--	--	--	--	--	--	--	--	--	--	--	--	--	--	--	--	--	--	--	--	--	--	--	--	--	--	--	--	--	--	--	--	--	--	--	--	--	--	--	--	--	--	--	--	--	--	--	--	--	--	--	--	--	--	--	--	--	--	--	--	--	--	--	--	--	--	--	--	--	--	--	--	--	--	--	--	--	--	--	--	--	--	--	--	--	--	--	--	--	--	--	--	--	--	--	--	--	--	--	--	--	--	--	--	--	--	--	--	--	--	--	--	--	--	--	--	--	--	--	--	--	--	--	--	--	--	--	--	--	--	--	--	--	--	--	--	--	--	--	--	--	--	--	--	--	--	--	--	--	--	--	--	--	--	--	--	--	--	--	--	--	--	--	--	--	--	--	--	--	--	--	--	--	--	--	--	--	--	--	--	--	--	--	--	--	--	--	--	--	--	--	--	--	--	--	--	--	--	--	--	--	--	--	--	--	--	--	--	--	--	--	--	--	--	--	--	--	--	--	--	--	--	--	--	--	--	--	--	--	--	--	--	--	--	--	--	--	--	--	--	--	--	--	--	--	--	--	--	--	--	--	--	--	--	--	--	--	--	--	--	--	--	--	--	--	--	--	--	--	--	--	--	--	--	--	--	--	--	--	--	--	--	--	--	--	--	--	--	--	--	--	--	--	--	--	--	--	--	--	--	--	--	--	--	--	--	--	--	--	--	--	--	--	--	--	--	--	--	--	--	--	--	--	--	--	--	--	--	--	--	--	--	--	--	--	--	--	--	--	--	--	--	--	--	--	--	--	--	--	--	--	--	--	--	--	--	--	--	--	--	--	--	--	--	--	--	--	--	--	--	--	--	--	--	--	--	--	--	--	--	--	--	--	--	--	--	--	--	--	--	--	--	--	--	--	--	--	--	--	--	--	--	--	--	--	--	--	--	--	--	--	--	--	--	--	--	--	--	--	--	--	--	--	--	--	--	--	--	--	--	--	--	--	--	--	--	--	--	--	--	--	--	--	--	--	--	--	--	--	--	--	--	--	--	--	--	--	--	--	--	--	--	--	--	--	--	--	--	--	--	--	--	--	--	--	--	--	--	--	--	--	--	--	--	--	--	--	--	--	--	--	--	--	--	--	--	--	--	--	--	--	--	--	--	--	--	--	--	--	--	--	--	--	--	--	--	--	--	--	--	--	--	--	--	--	--	--	--	--	--	--	--	--	--	--	--	--	--	--	--	--	--	--	--	--	--	--	--	--	--	--	--	--	--	--	--	--	--	--	--	--	--	--	--	--	--	--	--	--	--	--	--	--	--	--	--	--	--	--	--	--	--	--	--	--	--	--	--	--	--	--	--	--	--	--	--	--	--	--	--	--	--	--	--	--	--	--	--	--	--	--	--	--	--	--	--	--	--	--	--	--	--	--	--	--	--	--	--	--	--	--	--	--	--	--	--	--	--	--	--	--	--	----

MONTHLY LIST OF PAYMENTS DECEMBER 2024					
09/12/2024	3880.7489-01	Sparks Refrigeration & Airconditioning	MAINTENANCE		\$ 9,740.50
25/11/2024	INV-3096		REMOVE & REPLACE AIR-CON - DARLINGTON KINDERGARTEN	\$ 7,089.50	
03/12/2024	INV-3095		CHANGE ZIP FILTER CARTRIDGES - BOYA LIBRARY, ADMIN & DEPOT	\$ 1,089.00	
05/12/2024	INV-3090		2021/2022 WATER TREATMENT FOR ADMIN BUILDING	\$ 781.00	
05/12/2024	INV-3091		2022/2023 WATER TREATMENT FOR ADMIN BUILDING	\$ 781.00	
09/12/2024	3880.7590-01	PFD Food Services Pty Ltd	KIOSK SUPPLIES		\$ 4,240.80
08/12/2024	LN922522		KIOSK SUPPLIES - BILGOMAN AQUATIC CENTRE	\$ 1,996.90	
08/12/2024	LN846935		KIOSK SUPPLIES - BILGOMAN AQUATIC CENTRE	\$ 2,243.90	
09/12/2024	3880.7641-01	Easifleet	NOVATED LEASE CHARGES		\$ 23,586.36
04/12/2024	213325		NOVATED LEASE CHARGES - NOVEMBER 2024	\$ 11,793.18	
05/12/2024	212048		NOVATED LEASE CHARGES - NOVEMBER 2024	\$ 11,793.18	
09/12/2024	3880.7738-01	WA Safety Products (Montyanne Trust)	PPE SUPPLIES		\$ 773.48
24/11/2024	B9648		SUPPLY 20X NECK SHADE NAVY COTTON HATS	\$ 339.00	
24/11/2024	B9600		SUPPLY 20X NECK SHADE NAVY COTTON HATS	\$ 339.00	
22/11/2024	B9584		SUPPLY DISPOSABLE GLOVES	\$ 95.48	
09/12/2024	3880.80-01	Bunnings Group Limited	HARDWARE		\$ 849.62
25/11/2024	2440/01174748		HARDWARE ITEMS	\$ 60.31	
25/11/2024	2440/01183593		HARDWARE ITEMS	\$ 59.01	
22/11/2024	2440/01045623		HARDWARE ITEMS	\$ 261.70	
06/12/2024	2406/00174085		HARDWARE ITEMS	\$ 85.49	
06/12/2024	2440/01613748		HARDWARE ITEMS	\$ 140.20	
08/12/2024	2440/01202993		HARDWARE ITEMS	\$ 36.95	
08/12/2024	2440/01183607		HARDWARE ITEMS	\$ 205.96	
09/12/2024	3880.8075-01	Main Roads Western Australia	ROAD WORKS		\$ 8,935.48
08/12/2024	8022844		INSTALL TRAFFIC LOOPS MORRISON RD, FARRAL RD & MYLES RD	\$ 8,935.48	
09/12/2024	3880.810-01	The Royal Life Saving Society Western	REGISTRATION		\$ 825.00
06/12/2024	RLSSWA INV2434		WATCH AROUND WATER REGISTRATION - BILGOMAN AQUATIC CENTRE	\$ 440.00	
06/12/2024	RLSSWA INV2433		SUPPLY WATCH AROUND WATER WRISTBANDS - YELLOW	\$ 385.00	
09/12/2024	3880.8151-01	Kerbdoctor	KERBING WORKS		\$ 3,338.50
24/11/2024	20241053		KERBING WORKS - TEN ACRE WAY, HARTUNG LOOP & WOOLMOOLOO RD	\$ 3,338.50	
09/12/2024	3880.8374-01	Natural Area Holdings P/L T/A Natural	WEED CONTROL		\$ 5,314.80
03/12/2024	00024106		WEED CONTROL - DARLINGTON WETLAND BRUSHCUTTING	\$ 1,657.30	
08/12/2024	00024181		WEED CONTROL - COMMUNITY RIVER CARE	\$ 3,657.50	
09/12/2024	3880.8545-01	Sankey Plumbing Service	PLUMBING		\$ 1,408.00
06/12/2024	6220		PLUMBING SERVICES - BRUCE DOUGLAS PAVILION	\$ 187.00	
06/12/2024	6219		PLUMBING SERVICES - SAWYERS VALLEY OVAL CHANGEROOMS	\$ 429.00	
06/12/2024	6126		PLUMBING SERVICES - STONEVILLE VBFB	\$ 792.00	
09/12/2024	3880.8584-01	Great Sand Supplies Trust	GRAVEL		\$ 2,754.21
24/11/2024	00012130		SUPPLY 25MM FERRICRETE	\$ 2,754.21	
09/12/2024	3880.8611-01	Brownes Foods Operations Pty Ltd	KIOSK SUPPLIES		\$ 286.53
06/12/2024	18139332		KIOSK SUPPLIES - BILGOMAN AQUATIC CENTRE	\$ 286.53	
09/12/2024	3880.90-01	Major Motors Pty Ltd	VEHICLE REPAIRS		\$ 1,651.00
04/12/2024	1633733		REPAIR CRACKS ON DRAWBAR ON TRAILER P2494	\$ 1,651.00	
09/12/2024	3880.9184-01	Budget Rent A Car (Busby Investment)	VEHICLE HIRE		\$ 772.20
05/12/2024	642682725		HIRE OF 4.2T VAN - DELIVERY & REPAIR RED LID BINS	\$ 772.20	
09/12/2024	3880.9185-01	NRP Electrical Services	ELECTRICAL SERVICES		\$ 1,386.00
25/11/2024	103251		QUARTERLY SERVICE SHIRE ADMIN BUILDING	\$ 1,386.00	
09/12/2024	3880.938-01	West Australian Newspapers Ltd	SUBSCRIPTIONS		\$ 144.00
08/12/2024	00156950		NEWSPAPER SUBSCRIPTIONS - KSP LIBRARY	\$ 144.00	
09/12/2024	3880.9596-01	Brice Pest Management	PEST CONTROL		\$ 2,926.00
04/12/2024	IV05922		ANNUAL TERMITE INSPECTION - SAWYERS VALLEY VBFB	\$ 286.00	
05/12/2024	IV05943		TERMITE TREATMENT - CRAIGIE HOUSE & MUNDARING STATION MASTER	\$ 1,760.00	
03/12/2024	IV05924		TERMITE TREATMENT - GLEN FORREST MASTERS HOUSE	\$ 880.00	
09/12/2024	3880.9769-01	Japanese Truck & Bus Spares	PARTS		\$ 302.50
04/12/2024	560869		SUPPLY 1X LH FRONT FENDER FOR P691	\$ 302.50	
09/12/2024	3880.9853-01	John Hughes Group	VEHICLES		\$ 41,554.75
22/11/2024	4708288		SUPPLY NEW MITSUBISHI TRITON GLX 4X4 058MDG	\$ 41,554.75	
11/12/2024	3881.15917-01	Mr M Garfield	REFUND		\$ 55.00
11/12/2024	880274		STANDPIPE KEY BOND REFUND	\$ 55.00	
11/12/2024	3881.15918-01	S Rose	REFUND		\$ 65.00
11/12/2024	1522820		STANDPIPE KEY BOND REFUND	\$ 65.00	

**MONTHLY LIST OF PAYMENTS
DECEMBER 2024**

11/12/2024	3881.3398-01	Darlington Social Cricket Club Inc.	REFUND				
11/12/2024	1271291		HALL BOND REFUND	\$	330.00	\$	484.00
11/12/2024	1040978		KEY BOND REFUND	\$	55.00		
11/12/2024	1250571		KEY BOND REFUND	\$	99.00		
11/12/2024	3882.3462-01	Care Giver Subsidies	CARE GIVER SUBSIDIES			\$	28,687.72
12/12/2024	111224		CARE GIVER SUBSIDIES	\$	28,687.72		
16/12/2024	3883.34-01	Water Corporation	WATER RATES & FEES			\$	14,827.85
13/12/2024	9004600055		WATER RATES & FEES	\$	7,068.14		
13/12/2024	9004565691		WATER RATES & FEES	\$	1,305.30		
13/12/2024	9004580154		WATER RATES & FEES	\$	5.70		
13/12/2024	9004610501		WATER RATES & FEES	\$	304.95		
13/12/2024	9004277008		WATER RATES & FEES	\$	1,077.97		
13/12/2024	9015634496		WATER RATES & FEES	\$	94.05		
13/12/2024	9004707805		WATER RATES & FEES	\$	507.30		
13/12/2024	9004678303		WATER RATES & FEES	\$	433.20		
13/12/2024	9004705199		WATER RATES & FEES	\$	105.45		
13/12/2024	9019690081		WATER RATES & FEES	\$	508.64		
16/12/2024	9004663590		WATER RATES & FEES	\$	535.80		
13/12/2024	9014111730		WATER RATES & FEES	\$	199.50		
13/12/2024	9019991669		WATER RATES & FEES	\$	1,234.05		
13/12/2024	9020409381		WATER RATES & FEES	\$	233.70		
13/12/2024	9020758629		WATER RATES & FEES	\$	732.45		
13/12/2024	9022572692		WATER RATES & FEES	\$	128.25		
13/12/2024	9004707493		WATER RATES & FEES	\$	353.40		
16/12/2024	3884.14910-01	Telstra Limited	TELEPHONE			\$	8,487.29
13/12/2024	2085566000		TELEPHONE CHARGES - NOVEMBER 2024	\$	8,477.39		
13/12/2024	0941160300		TELEPHONE CHARGES - MUNDARING ARENA ELEVATOR	\$	9.90		
16/12/2024	3884.15276-01	Mr J B Whiteaker	REIMBURSEMENT			\$	124.00
13/12/2024	REIMBURSEMENT		REIMBURSEMENT - CEO PRINTER CARTRIDGE EXPENSES	\$	124.00		
16/12/2024	3884.15920-01	Ms S Zulsdorf	MEETING FEES			\$	634.00
13/12/2024	MEETING FEES		INDEPENDENT COMMITTEE MEMBER MEETING FEE AUGUST & DECEMBER 2024	\$	634.00		
16/12/2024	3884.15921-01	Mr PJ Brennan	REFUND			\$	50.00
13/12/2024	REFUND		REFUND - DOG REGISTRATION CHANGED TO LIFETIME	\$	50.00		
16/12/2024	3884.15922-01	Mr A Ten Brinke	REFUND			\$	105.00
16/12/2024	REFUND		REFUND - BUILDING PLAN ARCHIVE SEARCH NOT REQUIRED	\$	105.00		
16/12/2024	3884.174-01	Synergy	ELECTRICITY			\$	80,324.28
27/11/2024	1808368323		ELECTRICITY	\$	3,702.82		
27/11/2024	5056988325		ELECTRICITY	\$	1,895.34		
28/11/2024	3671966720		ELECTRICITY	\$	6,080.25		
28/11/2024	5603941927		ELECTRICITY	\$	1,343.95		
03/12/2024	5145475816		ELECTRICITY	\$	3,167.84		
13/12/2024	1635825121		ELECTRICITY	\$	165.99		
13/12/2024	1021165328		ELECTRICITY	\$	205.71		
13/12/2024	3666408227		ELECTRICITY	\$	532.52		
13/12/2024	5008526913		ELECTRICITY	\$	496.35		
13/12/2024	2475997123		ELECTRICITY	\$	30.64		
13/12/2024	4806915126		ELECTRICITY	\$	473.57		
13/12/2024	5213386810		ELECTRICITY	\$	833.15		
13/12/2024	5416370728		ELECTRICITY	\$	296.22		
13/12/2024	6945660323		ELECTRICITY	\$	1,056.17		
13/12/2024	1187187526		ELECTRICITY	\$	148.14		
13/12/2024	9159298220		ELECTRICITY	\$	781.88		
13/12/2024	3021647529		ELECTRICITY	\$	56,901.04		
13/12/2024	4743483524		ELECTRICITY	\$	115.68		
13/12/2024	3509628321		ELECTRICITY	\$	1,535.09		
13/12/2024	1059211527		ELECTRICITY	\$	301.74		
13/12/2024	5285263111		ELECTRICITY	\$	65.16		
13/12/2024	7436114725		ELECTRICITY	\$	195.03		
16/12/2024	3884.217-01	Darling Range Volunteer Bushfire Brigade	HAZARD REDUCTION BURN			\$	240.00
13/12/2024	HR BURN		HAZARD REDUCTION BURN - WARRIGAL WAY R53697	\$	240.00		
16/12/2024	3884.355-01	Wesfarmers Kleenheat Gas Pty Ltd	GAS			\$	12,635.33
27/11/2024	22346970		GAS SERVICES - LAKE LESCHENAULTIA ABLUTION BLOCK	\$	309.22		
27/11/2024	22351637		BULK GAS SERVICES - BILGOMAN AQUATIC CENTRE	\$	12,326.11		

**MONTHLY LIST OF PAYMENTS
DECEMBER 2024**

16/12/2024	3884.361-01	Mount Helena Volunteer Bushfire Brigade	REIMBURSEMENT				
13/12/2024	0062		REIMBURSEMENT ESL EXPENSES 28/06/2024 TO 25/09/2024	\$	785.66	\$	785.66
16/12/2024	3884.362-01	Wooroloo Volunteer Bushfire Brigade	HAZARD REDUCTION BURN				
13/12/2024	Q2 2024		REIMBURSEMENT ESL EXPENSES ON 02/04/2024	\$	129.40	\$	3,721.90
13/12/2024	Q3 2024		REIMBURSEMENT ESL EXPENSES 22/05/2024 TO 03/07/2024	\$	3,592.50		
16/12/2024	3884.4737-01	Scout Association of Australia W.A.	REFUND				
13/12/2024	REFUND		REFUND - DUPLICATE PAYMENT	\$	630.95	\$	630.95
16/12/2024	3884.589-01	Shire of Mundaring	FDC PARENT LEVY				
12/12/2024	111224		FDC PARENT LEVY	\$	6,685.49	\$	6,685.49
16/12/2024	3884.6859-01	Mundaring Women's Hockey Club	REFUND				
13/12/2024	REFUND		REFUND - INCORRECT PAYMENT	\$	90.00	\$	90.00
16/12/2024	3884.792-01	Mundaring Firefighters School	REIMBURSEMENT				
13/12/2024	Claim 15		REIMBURSEMENT ESL EXPENSES 04/07/2024 - 06/08/2024	\$	290.43	\$	290.43
16/12/2024	3885.10615-01	JLR Pumps	MAINTENANCE				
10/12/2024	823		REPLACE PUMP AT DRUMMONDS GARDENS	\$	742.50	\$	2,647.70
10/12/2024	825		BORE DEVELOPMENT & PUMP INSTALL - MUNDARING OVAL	\$	1,507.00		
11/12/2024	824		REPLACE WAFER VALVE - HARRY RISEBOUROUGH OVAL	\$	398.20		
16/12/2024	3885.10807-01	Total Green Recycling Pty Ltd	E-WASTE COLLECTION				
11/12/2024	INV17106		COPPIN RD TRANSFER STATION - E-WASTE COLLECTION	\$	1,290.10	\$	1,290.10
16/12/2024	3885.10921-01	Ixom Operations Pty Ltd	CHLORINE GAS SERVICE FEES				
11/12/2024	6894806		CHLORINE GAS SERVICE FEES	\$	209.55	\$	209.55
16/12/2024	3885.11017-01	Sapio Pty Ltd	SECURITY EXPENSES				
11/12/2024	SP288114		ATTEND SITE & REPLACE CAMERA & TV WALL MOUNT - BILGOMAN AQUATIC CENTRE	\$	1,035.10	\$	1,035.10
16/12/2024	3885.11135-01	Frontline Fire & Rescue (Bluesteel	EQUIPMENT PURCHASES				
11/12/2024	84519		EQUIPMENT PURCHASES - WOOROLOO VBFB	\$	108.35	\$	108.35
16/12/2024	3885.11161-01	AXIIS Contracting Pty Ltd	EARTHWORKS				
12/12/2024	8749		FAUX STENCIL ASPHALT SPRAY BURKINSHAW RD GLEN FORREST	\$	1,641.17	\$	1,641.17
16/12/2024	3885.11326-01	Learning Seat Pty Ltd	SUBSCRIPTION				
08/12/2024	6477028575		SUBSCRIPTION FEE FOR 28/11/2024 TO 27/12/2024	\$	1,948.50	\$	1,948.50
16/12/2024	3885.11398-01	JB HI-FI Group Pty Ltd	IT HARDWARE				
11/12/2024	BD1628376		SUPPLY & DELIVER IPHONE 15 128GB, CASE & CHARGER	\$	1,293.56	\$	11,204.21
11/12/2024	BD1614148		SUPPLY 5X IPAD AIR 128GB	\$	5,698.55		
11/12/2024	BD1624219		SUPPLY & DELIVER IPHONE 16 128GB, CASE & CHARGER	\$	1,449.29		
11/12/2024	BD1622505		SUPPLY & DELIVER IPHONE 15 128GB, CASE & CHARGER	\$	1,293.56		
25/11/2024	BD1603599		SUPPLY & DELIVER APPLE IPHONE 15 256GB & CASE	\$	1,469.25		
16/12/2024	3885.11577-01	Tourism Council Western Australia Ltd	SUBSCRIPTION				
11/12/2024	R-02025-121		2025 MEMBERSHIP RENEWAL - VISITOR CENTRE	\$	1,650.00	\$	1,650.00
16/12/2024	3885.11578-01	Corsign WA Pty Ltd	SIGNAGE				
10/12/2024	00089709		SUPPLY VARIOUS STREET NAME SIGNS	\$	1,243.00	\$	1,243.00
16/12/2024	3885.11648-01	Veris Australia Pty Ltd	SURVEYING SERVICES				
13/12/2024	VI095149		FEATURE SURVEY - BOYA OVAL HELENA VALLEY	\$	3,278.00	\$	3,278.00
16/12/2024	3885.11659-01	T-Quip (Tocajepa Pty Ltd T/A)	PARTS				
10/12/2024	134743 #26		SUPPLY 1X GREENWORKS UTV FRONT RIM	\$	477.45	\$	477.45
16/12/2024	3885.11953-01	The Stationery Co (C Willis & D J Willis	STATIONERY				
11/12/2024	173558		STATIONERY ITEMS	\$	460.78	\$	460.78
16/12/2024	3885.11967-01	Trade West Industrial Supplies Pty	CONSUMABLES				
10/12/2024	S103645		SUPPLY LATEX FOAM GLOVES & ASSORTED SPRAY PAINTS	\$	764.94	\$	764.94
16/12/2024	3885.12078-01	Recruitwest Pty Ltd	TEMP STAFF				
13/12/2024	C INV 592574		TEMP STAFF - CONTAINER COLLECTION DRIVER	\$	1,070.43	\$	29,840.64
13/12/2024	C INV 592578		TEMP STAFF - MULTI PLANT OPERATOR/LABOURER	\$	2,786.47		
13/12/2024	C INV 592583		TEMP STAFF - GRADER OPERATOR	\$	2,895.97		
13/12/2024	C INV 592585		TEMP STAFF - PROJECT LABOURER	\$	2,456.03		
13/12/2024	C INV 592597		TEMP STAFF - PROJECT LABOURER	\$	2,456.03		
13/12/2024	C INV 592604		TEMP STAFF - PROJECT LABOURER	\$	1,473.62		
10/12/2024	C INV 592533		TEMP STAFF - CONTAINER COLLECTION DRIVER	\$	1,070.43		
10/12/2024	C INV 592544		TEMP STAFF - PROJECT LABOURER	\$	2,456.03		
11/12/2024	C INV 592558		TEMP STAFF - MOWER/HORTICULTURAL LABOURER	\$	2,786.47		
12/12/2024	C INV 592494		TEMP STAFF - GRADER OPERATOR	\$	2,895.97		
12/12/2024	C INV 592543		TEMP STAFF - GRADER OPERATOR	\$	2,316.78		
12/12/2024	C INV 592536		TEMP STAFF - MULTIPLANT OPERATOR/LABOURER	\$	2,229.17		
10/12/2024	C INV 592555		TEMP STAFF - PROJECT LABOURER	\$	2,456.03		
10/12/2024	C INV 592525		TEMP STAFF - PROJECT LABOURER	\$	491.21		

**MONTHLY LIST OF PAYMENTS
DECEMBER 2024**

16/12/2024	3885.12149-01	TenderLink.com	ADVERTISING				
09/12/2024	MUNDAR-660957		PUBLIC TENDER ADVERTISING	\$	190.30	\$	951.50
19/11/2024	MUNDAR-659689		PUBLIC TENDER ADVERTISING	\$	190.30		
19/11/2024	MUNDAR-658946		PUBLIC TENDER ADVERTISING	\$	190.30		
25/11/2024	MUNDAR-660392		PUBLIC TENDER ADVERTISING	\$	190.30		
25/11/2024	MUNDAR-659128		PUBLIC TENDER ADVERTISING	\$	190.30		
16/12/2024	3885.12363-01	The Artisan Mundaring	CATERING			\$	847.50
15/12/2024	30		CATERING - FRIENDS GROUP RESERVES PROGRAM	\$	847.50		
16/12/2024	3885.12402-01	Grace Information & Records Managem	OFFSITE RECORDS STORAGE			\$	2,143.34
11/12/2024	RP01603029		OFFSITE RECORDS STORAGE	\$	2,143.34		
16/12/2024	3885.12422-01	MDM Plumbing and Gas	PLUMBING SERVICES			\$	738.27
15/12/2024	3184		RELOCATE HOT WATER SYSTEM - LAKE LESCHENAULTIA	\$	738.27		
16/12/2024	3885.12425-01	Midland Trophies	MEDALS			\$	38.00
15/12/2024	25097		SUPPLY 4X MEDALS	\$	38.00		
16/12/2024	3885.12579-01	Mr V Crowe	LANDSCAPE SERVICES			\$	864.00
11/12/2024	2469		LANDSCAPE SERVICES - SCFC CLAYTON VIEW	\$	288.00		
11/12/2024	2470		LANDSCAPE SERVICES - MECPC	\$	288.00		
11/12/2024	2471		LANDSCAPE SERVICES - CPC MIDDLE SWAN	\$	288.00		
16/12/2024	3885.12640-01	Officeworks Ltd	STATIONERY			\$	1,986.52
11/12/2024	619097327		SUPPLY 4X SAMSUNG MONITORS, HDMI & KEYBOARD COMBO'S	\$	1,767.21		
11/12/2024	617877370		SUPPLY & DELIVER KITCHEN SUPPLIES	\$	219.31		
16/12/2024	3885.12677-01	Snap Midland (Debandkas Assets Pty	PRINTING			\$	1,330.00
11/12/2024	F069-216897		SUPPLY POSTERS & BANNERS - SUMMER OF ENTERTAINMENT	\$	875.00		
11/12/2024	F069-216981		SUPPLY POSTERS - SUMMER OF ENTERTAINMENT	\$	315.00		
13/12/2024	F069-217036		SUPPLY 200X A5 SCHOOL HOLIDAY PROGRAM FLYERS	\$	140.00		
16/12/2024	3885.12751-01	Sprayline Spraying Equipment	EQUIPMENT PURCHASES			\$	506.00
10/12/2024	68765		SUPPLY 2X 15L KNAPSACK SPRAYERS	\$	506.00		
16/12/2024	3885.12771-01	AMPAC Debt Recovery (WA) Pty Ltd	DEBT RECOVERY SERVICES			\$	3,163.62
04/12/2024	113684		RATES DEBT RECOVERY SERVICES 2024/2025	\$	3,163.62		
16/12/2024	3885.12794-01	Mount Helena Hardware	PARTS			\$	12.44
10/12/2024	102035633		SUPPLY PARTS FOR PLAYGROUND MAINTENANCE	\$	12.44		
16/12/2024	3885.12899-01	NAPA (A Division of GPC Asia Pacific	PARTS			\$	1,929.61
12/12/2024	1320415431		SUPPLY OF WORKSHOP CONSUMABLES	\$	440.55		
12/12/2024	1320415387		SUPPLY FUEL & OIL FILTERS FOR P279	\$	174.63		
10/12/2024	1320413220		SUPPLY BRAKE PAD DISC SETS FOR P723	\$	207.11		
10/12/2024	1320413179		SUPPLY PARTS FOR P716	\$	280.50		
10/12/2024	1320413697		SUPPLY ASSORTED AIR & OIL FILTERS FOR P4813	\$	453.75		
10/12/2024	1320414477		SUPPLY OIL FILTER & PARTS FOR P747	\$	117.87		
10/12/2024	1320414499		SUPPLY VEHICLE FIRE EXTINGUISHER BRACKET FOR P705	\$	86.90		
10/12/2024	1320414740		SUPPLY PARTS FOR P755	\$	18.70		
10/12/2024	1320413120		SUPPLY OF WORKSHOP CONSUMABLES	\$	7.70		
10/12/2024	1320413215		SUPPLY AIR FILTERS FOR P743	\$	141.90		
16/12/2024	3885.12938-01	Aussie Broadband Pty Ltd	NBN FTTN, NBN FIBRE, SIP TRUNK & VOIP CHARGES			\$	8,207.80
11/12/2024	44484797		NBN FTTN, NBN FIBRE, SIP TRUNK & VOIP CHARGES	\$	8,207.80		
16/12/2024	3885.12944-01	Avon Tree Management (Kajanni Pty Ltd	TREE MANAGEMENT			\$	9,558.56
11/12/2024	661		REPAIR TRACK DAMAGE SOUTH EASTERN SECTION - LAKE LESCHENAULTIA	\$	4,950.00		
11/12/2024	660		FORESTRY MULCHING - WERRIBEE RD & RAHNIE RD WOOROLOO	\$	4,608.56		

**MONTHLY LIST OF PAYMENTS
DECEMBER 2024**

16/12/2024	3885.12951-01	Traffic Force	TRAFFIC MANAGEMENT SERVICES			\$	81,803.97
11/12/2024	00039052		TRAFFIC MANAGEMENT SERVICES - TREE MAINTENANCE	\$	5,932.53		
12/12/2024	00039053		TRAFFIC MANAGEMENT SERVICES - ROAD MAINTENANCE	\$	3,456.99		
12/12/2024	00039054		TRAFFIC MANAGEMENT SERVICES - ROAD MAINTENANCE	\$	3,991.78		
12/12/2024	00038888		TRAFFIC MANAGEMENT SERVICES - ROAD MAINTENANCE	\$	6,097.36		
08/12/2024	00038919		TRAFFIC MANAGEMENT SERVICES - SHOULDER MAINTENANCE	\$	745.10		
08/12/2024	00038985		TRAFFIC MANAGEMENT SERVICES - SHOULDER MAINTENANCE	\$	4,562.98		
08/12/2024	00038918		TRAFFIC MANAGEMENT SERVICES - SHOULDER MAINTENANCE	\$	7,076.06		
08/12/2024	00038983		TRAFFIC MANAGEMENT SERVICES - VERGE MOWING	\$	1,890.55		
08/12/2024	00038890		TRAFFIC MANAGEMENT SERVICES - VERGE MOWING	\$	1,971.56		
08/12/2024	00038884		TRAFFIC MANAGEMENT SERVICES - TREE MAINTENANCE	\$	5,642.93		
08/12/2024	00038982		TRAFFIC MANAGEMENT SERVICES - WERRIBEE RD WOOROLOO	\$	8,058.74		
08/12/2024	00038980		TRAFFIC MANAGEMENT SERVICES - ROAD MAINTENANCE	\$	3,456.99		
08/12/2024	00038981		TRAFFIC MANAGEMENT SERVICES - DRAINAGE MAINTENANCE	\$	1,703.57		
08/12/2024	00038984		TRAFFIC MANAGEMENT SERVICES - SHOULDER MAINTENANCE	\$	6,779.58		
24/11/2024	00038886		TRAFFIC MANAGEMENT SERVICES - DRAINAGE MAINTENANCE	\$	2,575.68		
24/11/2024	00038836		TRAFFIC MANAGEMENT SERVICES - ROAD MAINTENANCE	\$	1,512.43		
08/12/2024	00038920		TRAFFIC MANAGEMENT SERVICES - DRAINAGE MAINTENANCE	\$	2,916.84		
08/12/2024	00038916		TRAFFIC MANAGEMENT SERVICES - TREE MAINTENANCE	\$	3,070.98		
08/12/2024	00038840		TRAFFIC MANAGEMENT SERVICES - ROAD MAINTENANCE	\$	1,449.72		
15/11/2024	00038837		TRAFFIC MANAGEMENT SERVICES - SHOULDER MAINTENANCE	\$	810.14		
15/11/2024	00038835		TRAFFIC MANAGEMENT SERVICES - TREE MAINTENANCE	\$	938.06		
24/11/2024	00038921		TRAFFIC MANAGEMENT SERVICES - FIRE MITIGATION	\$	3,308.77		
24/11/2024	00038892		TRAFFIC MANAGEMENT SERVICES - FIRE MITIGATION	\$	1,283.17		
24/11/2024	00038948		TRAFFIC MANAGEMENT SERVICES - FIRE MITIGATION	\$	880.98		
24/11/2024	00038889		TRAFFIC MANAGEMENT SERVICES - DRAINAGE MAINTENANCE	\$	1,690.48		
16/12/2024	3885.12984-01	AJL Plumbing and Gas Pty Ltd (ATF T	PLUMBING SERVICES			\$	1,597.75
25/11/2024	AJL15303		PLUMBING SERVICES - BOYA COMMUNITY CENTRE	\$	165.00		
25/11/2024	AJL15365		PLUMBING SERVICES - DARLINGTON OVAL PAVILION	\$	1,168.75		
11/12/2024	AJL15462		PLUMBING SERVICES - BRUCE DOUGLAS PAVILION	\$	264.00		
16/12/2024	3885.13208-01	Fire Protection Services WA Pty Ltd	MAINTENANCE			\$	1,127.54
12/12/2024	11917		FIRE & EMERGENCY SERVICES MAINTENANCE - ADMIN	\$	129.71		
12/12/2024	11913		FIRE & EMERGENCY SERVICES MAINTENANCE - BOYA COMMUNITY CENTRE	\$	478.96		
12/12/2024	11914		FIRE & EMERGENCY SERVICES MAINTENANCE - MUNDARING ARENA	\$	518.87		
16/12/2024	3885.13249-01	Pool & Pump Service & Repairs Pty Ltd	PARTS			\$	8,886.02
11/12/2024	PPS01648		SUPPLY MAIN RECIRCULATION PUMP PARTS - BILGOMAN AQUATIC CENTRE	\$	1,369.94		
11/12/2024	PPS01647		TRAVEL TO SITE STRIPCLEAN MAIN RECIRCULATION PUMP	\$	1,859.00		
11/12/2024	PPS01677		SUPPLY ADDITIONAL MAIN RECIRCULATION PUMP PARTS	\$	2,759.90		
11/12/2024	PPS01707		SITE INSPECTION/SERVICE PLANT PUMPS - MT HELENA AQUATIC CENTRE	\$	1,967.68		
11/12/2024	PPS01678		EXTRA LABOUR TO REBUILD MAIN RECIRCULATION PUMP	\$	929.50		
16/12/2024	3885.13345-01	ABM Landscaping (Mikevie Pty Ltd T/As:)	LANDSCAPING			\$	25,499.78
11/12/2024	INV-6140		LANDSCAPE MAINTENANCE - SCULPTURE PARK & MORGAN JOHN MORGAN	\$	5,414.50		
11/12/2024	INV-6124		LANDSCAPE MAINTENANCE - HELENA VALLEY RD ENTRY STATEMENT/RESERVE	\$	15,424.00		
11/12/2024	INV-6134		LANDSCAPE MAINTENANCE - STONEVILLE FIRE HALL	\$	209.00		
11/12/2024	INV-6126		LANDSCAPE MAINTENANCE - MUNDARING COMMUNITY CENTRES	\$	2,406.20		
10/12/2024	INV-6125		LANDSCAPE MAINTENANCE - GREAT EASTERN HIGHWAY	\$	2,046.08		
16/12/2024	3885.13442-01	Mrs A R Kristancic	PROFESSIONAL SERVICES			\$	1,452.00
10/12/2024	SOM0005		DEVELOP MATERIALS LAND FOR WILDLIFE CAMERA PROJECT	\$	1,452.00		
16/12/2024	3885.135-01	BOC Ltd	CYLINDER RENTAL			\$	143.30
13/12/2024	4038068422		CYLINDER RENTAL CHARGES 29/10/2024 - 27/11/2024	\$	143.30		
16/12/2024	3885.13579-01	Paxon Group (Paxon Business, Financial	PROFESSIONAL SERVICES			\$	11,880.00
12/12/2024	19770		REVIEW REGULATIONS & FINANCIAL MANAGEMENT LEGISLATIVE COMPLIANCE	\$	11,880.00		
16/12/2024	3885.13609-01	WA Treeworks (D & TL Barker Nominee	TREE WATERING SERVICE			\$	6,379.34
11/12/2024	31215		TREE WATERING SERVICE - NOVEMBER 2024	\$	6,379.34		
16/12/2024	3885.13698-01	Cafe Mojo Mundaring (A Space to Grow	GRANT			\$	100.00
13/12/2024	1779		GIFT VOUCHER SUPPORT	\$	100.00		
16/12/2024	3885.13715-01	Ensign (Ensign Services (Aust.) Pty	SAFETY EQUIPMENT			\$	318.08
11/12/2024	6346956		SAFETY MATS & TEA TOWELS	\$	318.08		

MONTHLY LIST OF PAYMENTS DECEMBER 2024					
16/12/2024	3885.138-01	Sonic HealthPlus Pty Ltd	MEDICAL EXAMINATION		\$ 1,926.10
11/12/2024	3448847		PRE-EMPLOYMENT MEDICAL EXAMINATION	\$ 93.50	
11/12/2024	3451202		PRE-EMPLOYMENT MEDICAL EXAMINATION	\$ 261.80	
11/12/2024	3460816		PRE-EMPLOYMENT MEDICAL EXAMINATION	\$ 261.80	
11/12/2024	3458256		PRE-EMPLOYMENT MEDICAL EXAMINATION	\$ 261.80	
11/12/2024	3458257		PRE-EMPLOYMENT MEDICAL EXAMINATION	\$ 261.80	
11/12/2024	3447587		PRE-EMPLOYMENT MEDICAL EXAMINATION	\$ 261.80	
11/12/2024	3447585		PRE-EMPLOYMENT MEDICAL EXAMINATION	\$ 261.80	
11/12/2024	3447586		PRE-EMPLOYMENT MEDICAL EXAMINATION	\$ 261.80	
16/12/2024	3885.14013-01	Eastern Hills Chainsaws & Mowers Pty Ltd	EQUIPMENT REPAIRS		\$ 2,536.20
12/12/2024	52867 #4		SUPPLY 10X HELMET KITS & 2X FORESTRY HARNESSSES	\$ 1,663.20	
10/12/2024	52869		SUPPLY OF VARIOUS SMALL PARTS FOR WORKSHOP	\$ 207.00	
10/12/2024	52819 #4		SUPPLY 5X ADVANCE X-VENT HELMET KITS	\$ 666.00	
16/12/2024	3885.14051-01	Sweeping Services Australia Pty Ltd	STREET SWEEPING SERVICES		\$ 10,458.93
12/12/2024	INV-0704		SUPPLY OF STREET SWEEPING SERVICES	\$ 10,458.93	
16/12/2024	3885.14229-01	Farmarama Pty Ltd	FERTILISERS		\$ 4,131.60
19/11/2024	00037750		SUPPLY ECO PRIME EMERALD FERTILISER & SOIL WETTER	\$ 4,131.60	
16/12/2024	3885.14324-01	Proarb WA (R Hawkins & C.N Jones T/As:)	STREET TREE MAINTENANCE		\$ 14,036.00
11/12/2024	2131		STREET TREE MAINTENANCE - VARIOUS LOCATIONS	\$ 14,036.00	
16/12/2024	3885.14505-01	1300Tempfence (Ready Industries Pty	FENCING		\$ 1,183.60
08/11/2024	750309		HIRE SITE CAMERAS - ELSIE AUSTIN OVAL CHANGEROOMS	\$ 1,183.60	
16/12/2024	3885.14516-01	AGM Automation (AKI Enterprises Pty	MAINTENANCE		\$ 495.00
13/12/2024	INV-23445		REPAIR ELECTRIC ENTRY GATE - LAKE LESCHENAUTIA	\$ 495.00	
16/12/2024	3885.14882-01	BB Recruitment & Consulting Service	TEMP STAFF		\$ 2,431.00
11/12/2024	I0004541		TEMP STAFF - MECPC CHILDCARE AGENCY STAFF	\$ 2,431.00	
16/12/2024	3885.15009-01	Hoseforce Pty Ltd	PARTS		\$ 985.48
10/12/2024	581806		SUPPLY HOSES & SPARE PARTS FOR WORKSHOP	\$ 400.49	
11/11/2024	581183		SUPPLY HOSES & SPARE PARTS FOR WORKSHOP	\$ 132.31	
19/11/2024	581681		SUPPLY HOSES & SPARE PARTS FOR WORKSHOP	\$ 219.19	
19/11/2024	581419		SUPPLY HOSES & SPARE PARTS FOR WORKSHOP	\$ 233.49	
16/12/2024	3885.15142-01	Omnicom Media Group Australia Pty Ltd	ADVERTISING		\$ 4,344.45
11/12/2024	1798839		ADVERTISING	\$ 854.98	
11/12/2024	1798837		ADVERTISING	\$ 586.92	
11/12/2024	1798836		ADVERTISING	\$ 820.74	
11/12/2024	1798840		ADVERTISING	\$ 553.42	
11/12/2024	1798841		ADVERTISING	\$ 882.82	
11/12/2024	1798838		ADVERTISING	\$ 645.57	
16/12/2024	3885.15153-01	D&L Studio Pty Ltd T/A Metal Artwork	SIGNAGE		\$ 23.10
11/12/2024	29665		SUPPLY & DELIVER NAME PLAQUE	\$ 23.10	
16/12/2024	3885.15170-01	Twistech Pty Ltd	FENCING		\$ 8,241.20
11/12/2024	INV-0498		CONSTRUCT CONCRETE PAD FOR CDS BIN STORAGE	\$ 7,933.20	
11/12/2024	INV-0506		REPAIR DAMAGED FENCING - MATHIESON RD TRANSFER STATION	\$ 308.00	
16/12/2024	3885.15206-01	Australasian Fleet Management	SUBSCRIPTION		\$ 499.00
12/12/2024	814171		2024/2025 MEMBERSHIP RENEWAL FEE	\$ 499.00	
16/12/2024	3885.15217-01	Malaga Metal Industries Pty Ltd	BIN STANDS		\$ 2,485.00
11/12/2024	50531		SUPPLY 10X BIN STANDS WITH NO BASE PLATES	\$ 2,485.00	
16/12/2024	3885.15225-01	Rudd Industrial (Synergy Business	PARTS		\$ 3,061.93
12/12/2024	3091979		SUPPLY DRILL ADAPTOR	\$ 224.62	
10/12/2024	3087090		SUPPLY MINOR WORKSHOP CONSUMABLES	\$ 126.91	
10/12/2024	3087084		SUPPLY WORKSHOP CONSUMABLES	\$ 2,698.85	
10/12/2024	3083946		SUPPLY MINOR WORKSHOP CONSUMABLES	\$ 11.55	
16/12/2024	3885.15475-01	Clarity Corporate Communications Pty	PROFESSIONAL SERVICES		\$ 7,502.44
11/12/2024	INV-8195		INTEGRATED CORPORATE COMMUNICATIONS STRATEGY 2024	\$ 7,502.44	
16/12/2024	3885.15535-01	Battery World - Midland (The Trustee	BATTERIES		\$ 299.00
10/12/2024	IN603A0001001		SUPPLY BATTERY FOR P716	\$ 299.00	

MONTHLY LIST OF PAYMENTS
DECEMBER 2024

16/12/2024	3885.15579-01	Westbooks (J.D Caffey & Caffey Family)	BOOKS					\$		\$	2,362.12
13/12/2024	345552		BOOK STOCK - KSP LIBRARY			\$	270.76				
15/12/2024	345559		BOOK STOCK - AFM LIBRARY			\$	579.41				
15/12/2024	345560		BOOK STOCK - AFM LIBRARY			\$	162.99				
15/12/2024	345690		BOOK STOCK - AFM LIBRARY			\$	321.80				
15/12/2024	345558		BOOK STOCK - AFM LIBRARY			\$	80.47				
13/12/2024	345553		BOOK STOCK - KSP LIBRARY			\$	118.94				
13/12/2024	345554		BOOK STOCK - KSP LIBRARY			\$	217.62				
13/12/2024	345556		BOOK STOCK - KSP LIBRARY			\$	38.50				
13/12/2024	345689		BOOK STOCK - AFM LIBRARY			\$	475.80				
13/12/2024	345555		BOOK STOCK - KSP LIBRARY			\$	95.83				
16/12/2024	3885.15606-01	Perth Bin Hire (IWM (PBH) Pty Ltd T/As:)	BULK BIN HIRE					\$		\$	636.90
09/12/2024	9063938		SUPPLY 8M SKIP BIN FOR DEPOT CLEAN UP			\$	636.90				
16/12/2024	3885.15630-01	1800 Buggies (The trustee for P & B	EQUIPMENT HIRE					\$		\$	4,697.00
11/12/2024	INV-8175		HIRE BUGGY LAKE LESCHENAULTIA 01/10/2024 - 10/11/2024			\$	4,697.00				
16/12/2024	3885.15636-01	Go Doors Pty Ltd	MAINTENANCE					\$		\$	7,699.92
11/12/2024	120674		SUPPLY & INSTALL ROLLER DOOR - SHIRE DOG POUND			\$	7,699.92				
16/12/2024	3885.15642-01	Ronco Group Pty Ltd (The trustee for	PARTS					\$		\$	824.66
12/11/2024	117378		SUPPLY BOB WEIGHTS/HOOK LATCHES FOR P304			\$	824.66				
16/12/2024	3885.15754-01	McLeods Lawyers Pty Ltd	LEGAL MATTER					\$		\$	6,665.12
11/12/2024	142461		LEGAL MATTER 53897 - DOG ACT PROSECUTION			\$	899.36				
11/12/2024	142460		LEGAL MATTER 53691 - DOG ACT PROSECUTION			\$	1,283.48				
11/12/2024	142567		LEGAL MATTER 53869 - ADVICE RESPONDING TO SUBPOENA			\$	2,248.84				
11/12/2024	142347		LEGAL MATTER 53867 - PRACTICE FOR DAP APPLICATIONS			\$	744.48				
11/12/2024	142348		LEGAL MATTER 44780 - STRUCTURE PLAN 34 NORTH STONEVILLE			\$	1,488.96				
16/12/2024	3885.15774-01	The Resources Hub (Emerge Safe Pty	TEMP STAFF					\$		\$	7,412.88
11/12/2024	INV-2793		TEMP STAFF - PLANT MECHANIC			\$	3,706.44				
11/12/2024	INV-2794		TEMP STAFF - PLANT MECHANIC			\$	3,706.44				
16/12/2024	3885.15781-01	Programmed Skilled Workforce Limited	TEMP STAFF					\$		\$	7,564.76
09/12/2024	4925584		TEMP STAFF - COORDINATOR COMMUNICATIONS			\$	3,318.98				
11/12/2024	4925585		TEMP STAFF - COMMUNITY EVENTS OFFICER			\$	795.37				
11/12/2024	4930939		TEMP STAFF - COMMUNITY EVENTS OFFICER			\$	883.74				
11/12/2024	4930938		TEMP STAFF - COORDINATOR COMMUNICATIONS			\$	2,566.67				
16/12/2024	3885.15802-01	Living Turf (Greenshed Pty Limited	TURF WORKS					\$		\$	1,852.40
12/11/2024	149778/01		TURF WORK AT LAKE LESCHENAULTIA			\$	1,852.40				
16/12/2024	3885.15829-01	Group 1 Construction & Developments	MAINTENANCE					\$		\$	550.00
10/12/2024	INV-0178		SUPPLY & INSTALL CEILING TILES - BRUCE DOUGLAS PAVILION			\$	550.00				
16/12/2024	3885.15831-01	H.W. & Associates (Tomlin Holdings	SURVEY SERVICES					\$		\$	2,750.00
11/12/2024	INV-1431		QUANTITY SURVEY NEW PARKERVILLE VBFB STATION			\$	2,750.00				
16/12/2024	3885.15832-01	Harvey Norman AV/IT Superstore Midland	ELECTRICAL APPLIANCES					\$		\$	195.00
08/12/2024	2023704		SUPPLY MICROWAVE - BILGOMAN KIOSK			\$	195.00				
16/12/2024	3885.15834-01	Allused Pty Ltd	EQUIPMENT HIRE					\$		\$	4,620.00
12/12/2024	210706050		HIRE HYDRAULIC SCREENING BUCKET 01/11/2024 - 30/11/2024			\$	4,620.00				
16/12/2024	3885.15847-01	Hodge Collard Preston Architects	ARCHITECTURAL SERVICES					\$		\$	14,590.51
15/12/2024	992402		ARCHITECTURAL SERVICES - ELSIE AUSTIN OVAL CHANGEROOMS			\$	14,590.51				
16/12/2024	3885.15865-01	Action Glass & Aluminium (Action Glass	MAINTENANCE					\$		\$	7,480.00
04/12/2024	65448		REMOVE CONCERTINA DOORS & INSTALL SLIDING DOORS			\$	7,480.00				
16/12/2024	3885.15879-01	Bare Foot Entertainment and Events	ENTERTAINMENT					\$		\$	8,857.86
08/12/2024	INV-6569		HIRE INFLATABLE CASTLE/ENTERTAINMENT - LAKEFEST EVENT			\$	8,857.86				
16/12/2024	3885.15884-01	BullAnt Security Pty Ltd	KEYS					\$		\$	80.80
11/12/2024	10244293		SUPPLY & DELIVER 2X KEYS			\$	80.80				
16/12/2024	3885.15887-01	Niche Diving Services Pty Ltd	MAINTENANCE					\$		\$	5,317.40
11/12/2024	NDS134		FULL POOL INSPECTION, REPORT & SPOT REPAIR - MT HELENA AQUATIC CENTRE			\$	5,317.40				
16/12/2024	3885.15898-01	The Pod Consultancy Pty Ltd (Trustee	CONSULTANCY SERVICES					\$		\$	1,705.00
11/12/2024	INV-101553		FACILITATE RECOVERY FEEDBACK SESSION ON 09/11/2024			\$	1,705.00				
16/12/2024	3885.15912-01	Aardvark Electrics (Church Holdings	ELECTRICAL SERVICES					\$		\$	5,445.24
10/12/2024	66265		ELECTRICAL SERVICES - LAKE LESCHENAULTIA			\$	5,445.24				
16/12/2024	3885.15914-01	The Hike Collective (Omada Active Pty	PROFESSIONAL SERVICES					\$		\$	1,000.00
13/12/2024	INV-9906		SCAVENGER HUNT - SCHOOL HOLIDAY PROGRAM 2025			\$	1,000.00				
16/12/2024	3885.1644-01	Woolworths Group Limited	FOOD & CONSUMABLES					\$		\$	88.70
13/12/2024	TI-040D7-178D52		FOOD & CONSUMABLES FOR CHILDREN - MECPC			\$	25.05				
12/12/2024	TI-040D7-178D51		FOOD & CONSUMABLES FOR CHILDREN - MIDVALE HUB			\$	53.65				
11/12/2024	TI-040D7-178D50		FOOD & CONSUMABLES FOR CHILDREN - MIDVALE HUB			\$	10.00				

**MONTHLY LIST OF PAYMENTS
DECEMBER 2024**

16/12/2024	3885.1689-01	Compsys Pty Ltd T/A Harmony Software	SUBSCRIPTION				
11/12/2024	3-63715		SOFTWARE SUBSCRIPTION - NOVEMBER 2024	\$	660.00	\$	660.00
16/12/2024	3885.1884-01	Agparts Warehouse Pty Ltd	PARTS			\$	93.50
10/12/2024	295525		SUPPLY SMALL PARTS FOR SHIRE DEPOT WORKSHOP	\$	93.50		
16/12/2024	3885.197-01	Konica Minolta Business Solutions Aust	PHOTOCOPIER PRINTING			\$	3,249.39
11/12/2024	0401000062001124		PHOTOCOPIER PRINTING CHARGES - NOVEMBER 2024	\$	3,249.39	\$	230,406.68
16/12/2024	3885.21-01	Eastern Metropolitan Regional Council	TRANSFER STATION FEES				
11/12/2024	EMRC61373		TRANSFER STATION FEES - NOVEMBER 2024	\$	207,398.13		
11/12/2024	EMRC61374		TRANSFER STATION FEES - NOVEMBER 2024	\$	21,750.55		
13/12/2024	EMRC61457		MATTRESS RECYCLING FEES - COPPIN RD TRANSFER STATION	\$	1,258.00		
16/12/2024	3885.218-01	Security & Key Distributors	SECURITY EXPENSES			\$	1,203.95
12/11/2024	98167		SUPPLY PADLOCK FOR ELECTRICAL BOX - DARLINGTON OVAL	\$	149.89		
25/11/2024	98244		ATTEND SITE TO INVESTIGATE ENTRY LOCK ISSUE - ADMIN	\$	223.50		
25/11/2024	98166		SUPPLY & DELIVER LEVER ENTRANCE SET - CHIDLOW PLAYGROUP	\$	256.91		
25/11/2024	98164		SUPPLY & DELIVER 2X BILOCK CYLINDERS - NORRIS PARK BBQ	\$	350.15		
25/11/2024	98255		ATTEND SITE & RENEW DOOR HINGE FIXINGS - BROWN PARK COMMUNITY CENTRE	\$	223.50		
16/12/2024	3885.223-01	Jason Signmakers	SIGNS			\$	648.92
11/12/2024	42645		UPDATE SIGNAGE ON BOTH SIDES OF SAWYERS VALLEY FIRE VEHICLE	\$	648.92		
16/12/2024	3885.234-01	Coles Supermarkets Australia Pty Ltd	KIOSK SUPPLIES			\$	1,307.23
11/12/2024	206268594		FOOD & CONSUMABLES FOR CHILDREN - MECPC	\$	1,307.23		
16/12/2024	3885.254-01	Mundaring Arts Centre Inc	ART COLLECTION ROTATION			\$	3,816.89
11/12/2024	1502		ART COLLECTION ROTATION & INVENTORY UPDATE	\$	3,816.89		
16/12/2024	3885.2625-01	Stewart & Heaton Clothing Co	UNIFORMS			\$	5,810.36
11/12/2024	SIN-3999252		UNIFORMS - GLEN FORREST VBFB	\$	7.48		
11/12/2024	SIN-4000123		UNIFORMS - CHIDLOW VBFB	\$	360.61		
11/12/2024	SIN-4000127		UNIFORMS - MOUNT HELENA VBFB	\$	3,606.13		
11/12/2024	SIN-4000128		UNIFORMS - DARLINGTON VBFB	\$	33.08		
11/12/2024	SIN-4000129		UNIFORMS - PARKERVILLE VBFB	\$	360.61		
11/12/2024	SIN-4000132		UNIFORMS - MOUNT HELENA VBFB	\$	360.61		
11/12/2024	SIN-4001006		UNIFORMS - SAWYERS VALLEY VBFB	\$	360.61		
11/12/2024	SIN-4001004		UNIFORMS - GLEN FORREST VBFB	\$	721.23		
16/12/2024	3885.280-01	Winc Australia Pty Limited	STATIONERY			\$	1,566.07
25/11/2024	9046641378		STATIONERY ITEMS	\$	142.73		
25/11/2024	9046559048		STATIONERY ITEMS	\$	375.09		
11/12/2024	9046643979		STATIONERY ITEMS	\$	14.72		
11/12/2024	9046738093		STATIONERY ITEMS	\$	1,033.53		
16/12/2024	3885.2836-01	Environmental Industries Pty Ltd	CONTRACT			\$	2,336.85
08/12/2024	INV34516		LANDSCAPE MAINTENANCE - MORRISON RD SWAN VIEW	\$	2,336.85		
16/12/2024	3885.3088-01	Local Government Professionals	REGISTRATION			\$	3,000.00
12/12/2024	41731		REGISTRATION - IGNITE LEADERSHIP PROGRAM	\$	3,000.00		
16/12/2024	3885.33-01	Boral Construction Materials Group	ASPHALT			\$	2,677.37
10/12/2024	WA18650204		ASPHALT	\$	86.57		
10/12/2024	WA18652845		ASPHALT	\$	166.97		
10/12/2024	WA18633879		ASPHALT	\$	86.57		
10/12/2024	WA18630715		ASPHALT	\$	86.57		
10/12/2024	WA18633878		ASPHALT	\$	173.13		
10/12/2024	WA18637443		ASPHALT	\$	692.52		
19/11/2024	WA18606566		ASPHALT	\$	1,038.77		
19/11/2024	WA18606565		ASPHALT	\$	86.57		
10/12/2024	WA18646574		ASPHALT	\$	259.70		
16/12/2024	3885.3338-01	RSEA Pty Ltd	SAFETY EQUIPMENT			\$	217.79
24/11/2024	16919650		SUPPLY SAFETY BOOTS - DEPOT STAFF	\$	217.79		
16/12/2024	3885.336-01	Fasta Courier Service	COURIER SERVICES			\$	419.89
11/12/2024	306493		COURIER SERVICES	\$	419.89		
16/12/2024	3885.35-01	Nutrien Ag Solutions Limited	FERTILISERS			\$	8,503.95
09/12/2024	911782483		SUPPLY 3X 5L DKSH ENVIRODYE BLUE	\$	547.87		
10/12/2024	911840172		SUPPLY ASSORTED HERBICIDES	\$	2,109.95		
10/12/2024	911851623		SUPPLY 4X 20L & 4X 5L WEEDMASTER	\$	990.00		
10/12/2024	911852123		SUPPLY 1X 15L PROGRADE KNAPSACK	\$	200.97		
10/12/2024	911853569		SUPPLY 2X 20L CORT GRAZON	\$	1,188.00		
11/12/2024	911799254		SUPPLY 20L FUSILADE FORTE - LAKE LESCHENAULTIA	\$	1,164.86		
11/12/2024	911799242		SUPPLY 200L SPRAY TANK & BOOM TOWBAR - LAKE LESCHENAULTIA	\$	2,183.50		
11/12/2024	911808015		SUPPLY 20L BOOM KLEEN - LAKE LESCHENAULTIA	\$	118.80		

**MONTHLY LIST OF PAYMENTS
DECEMBER 2024**

16/12/2024	3885.375-01	Team Global Express Pty Ltd	COURIER SERVICES				
11/12/2024	0646-S364420		COURIER SERVICES	\$	195.43	\$	195.43
16/12/2024	3885.3779-01	Bell Fire Equipment Co Pty Ltd	PARTS			\$	269.50
11/12/2024	INV-20957		SUPPLY & DELIVER TANK LID	\$	269.50		
16/12/2024	3885.381-01	Mundaring Electrical Contracting Service	ELECTRICAL SERVICES			\$	553.30
12/12/2024	7690		ELECTRICAL SERVICES - ADMIN BUILDING	\$	198.00		
12/12/2024	7691		ELECTRICAL SERVICES - SWAN VIEW YOUTH CENTRE	\$	355.30		
16/12/2024	3885.388-01	Bunzl Ltd	CLEANING SUPPLIES			\$	3,870.20
12/11/2024	Y432297		CLEANING SUPPLIES - LAKE LESCHENAULTIA	\$	1,145.06		
12/11/2024	Y436501		PAPER PRODUCTS - DEPOT	\$	2,067.13		
19/11/2024	Y442932		SUPPLY SPILL KIT - LAKE LESCHENAULTIA	\$	131.12		
19/11/2024	Y446101		CONSUMABLES - LAKE LESCHENAULTIA	\$	153.97		
25/11/2024	Y429522		CONSUMABLES - LAKE LESCHENAULTIA	\$	183.12		
11/12/2024	Y475260		AEROGARD - LAKE LESCHANAULTIA	\$	147.00		
11/12/2024	Y439553		SNAKE BITE KITS 4X - LAKE LESCHENAULTIA	\$	52.80		
16/12/2024	3885.397-01	J. Blackwood & Son Pty Ltd	CONSUMABLES			\$	1,034.38
24/11/2024	SI09709872		SUPPLY 20KG BAGS OF CEMENT	\$	288.48		
24/11/2024	SI09692885		SUPPLY 20KG BAGS OF CEMENT	\$	173.09		
12/11/2024	SI09581328		SUPPLY STEEL FENCE DROPPERS	\$	572.81		
16/12/2024	3885.4162-01	Advance Press (2013) Pty Ltd	PRINTING			\$	682.00
13/12/2024	186770		PRINTING 5000X CARD FLYERS - LAKE LESCHENAULTIA	\$	682.00		
16/12/2024	3885.4281-01	Direct Communications	EQUIPMENT PURCHASES			\$	825.22
08/12/2024	119320		INSTALL SHIRE RADIO & AERIALS IN 017MDG	\$	825.22		
16/12/2024	3885.452-01	Mahogany Building & Design	MAINTENANCE			\$	860.20
12/12/2024	INV0570		MAINTENANCE - VARIOUS SHIRE BUILDINGS	\$	772.20		
11/12/2024	INV0571		SUPPLY STAINLESS STEEL SHEET FOR CAFE - LAKE LESCHENAULTIA	\$	88.00		
16/12/2024	3885.4526-01	Mr J S Daw	COUNCILLOR ALLOWANCE			\$	288.48
13/12/2024	TRAVEL		TRAVEL REIMBURSEMENT 426KM 22/10/2024 - 10/12/2024	\$	288.48		
16/12/2024	3885.4749-01	Pure Air Filters	PARTS			\$	292.60
19/11/2024	00015533		SUPPLY AIR FILTERS FOR ASSORTED VEHICLES	\$	292.60		
16/12/2024	3885.480-01	Echo Newspaper	ADVERTISING			\$	3,520.00
25/11/2024	00038596		ADVERTISING	\$	550.00		
25/11/2024	00038513		ADVERTISING	\$	605.00		
25/11/2024	00038664		ADVERTISING	\$	550.00		
25/11/2024	00038660		ADVERTISING	\$	990.00		
11/12/2024	00038716		ADVERTISING	\$	825.00		
16/12/2024	3885.5558-01	Global Workwear Investments Pty Ltd	WORK CLOTHES			\$	3,862.02
22/11/2024	MD47385.D1		WORK CLOTHES - DEPOT STAFF	\$	314.85		
19/11/2024	MD47307.D1		WORK CLOTHES - DEPOT STAFF	\$	202.47		
19/11/2024	MD146215		WORK BOOTS - DEPOT STAFF	\$	188.95		
12/12/2024	MD147477		WORK BOOTS - DEPOT STAFF	\$	215.96		
09/12/2024	MD147193		WORK BOOTS - DEPOT STAFF	\$	170.95		
09/12/2024	MD47439.D1		WORK CLOTHES - DEPOT STAFF	\$	250.86		
10/12/2024	MD47379.D2		WORK BOOTS - DEPOT STAFF	\$	184.46		
10/12/2024	MD147102		WORK BOOTS - DEPOT STAFF	\$	202.46		
10/12/2024	MD47379.D1		WORK CLOTHES & BOOTS - DEPOT STAFF	\$	449.92		
09/12/2024	MD146705		WORK BOOTS - DEPOT STAFF	\$	161.95		
09/12/2024	MD147101		WORK CLOTHES - DEPOT STAFF	\$	179.86		
09/12/2024	MD147177		WORK BOOTS - DEPOT STAFF	\$	197.95		
10/12/2024	MD147534		WORK BOOTS - DEPOT STAFF	\$	197.95		
10/12/2024	MD147539		WORK BOOTS - DEPOT STAFF	\$	143.96		
10/12/2024	MD147540		WORK BOOTS - DEPOT STAFF	\$	206.96		
10/12/2024	MD47478.D1		WORK BOOTS - DEPOT STAFF	\$	161.95		
10/12/2024	MD147466		WORK BOOTS - DEPOT STAFF	\$	166.46		
11/12/2024	MD47314.D1		WORK CLOTHES - SHIRE FIRE TEAM	\$	264.10		
16/12/2024	3885.5945-01	West Coast Spring Water Pty Ltd	WATER BOTTLES			\$	64.98
11/12/2024	3558935		WATER BOTTLES FOR DEPOT	\$	43.32		
11/12/2024	3558939		WATER BOTTLES FOR ADMIN BUILDING	\$	21.66		
16/12/2024	3885.6-01	Shire of Mundaring - Social Club	PAYROLL DEDUCTION			\$	200.00
13/12/2024	DONATION		DONATION TO STAFF SOCIAL CLUB	\$	200.00		
16/12/2024	3885.6732-01	Relationships Australia Western	EMPLOYEE ASSISTANCE PROGRAM			\$	198.00
12/12/2024	00449653		EMPLOYEE ASSISTANCE PROGRAM	\$	198.00		

**MONTHLY LIST OF PAYMENTS
DECEMBER 2024**

16/12/2024	3885.68-01	The Watershed Water Systems	RETICULATION PARTS				
10/12/2024	10255891		RETICULATION PARTS	\$	284.69	\$	3,804.95
10/12/2024	10256011		RETICULATION PARTS	\$	378.22		
10/12/2024	10256012		RETICULATION PARTS	\$	1,778.50		
10/12/2024	10256442		RETICULATION PARTS	\$	157.63		
10/12/2024	10256441		RETICULATION PARTS	\$	1,171.04		
11/12/2024	10256472		RETICULATION PARTS	\$	34.87		
16/12/2024	3885.7083-01	Mount Helena Deli & Takeaway	CATERING			\$	2,381.40
11/12/2024	59176		CATERING - MALMALLING INCIDENT# 700833	\$	1,160.00		
11/12/2024	517505		CATERING - MALMALLING INCIDENT# 700833	\$	75.00		
11/12/2024	59315		CATERING - MALMALLING INCIDENT# 700833	\$	302.60		
11/12/2024	59316		CATERING - MALMALLING INCIDENT# 700833	\$	367.50		
11/12/2024	518825		CATERING - MALMALLING INCIDENT# 700833	\$	29.10		
11/12/2024	518856		CATERING - MALMALLING INCIDENT# 700833	\$	35.60		
11/12/2024	59456		CATERING - MALMALLING INCIDENT# 700833	\$	68.40		
11/12/2024	59431		CATERING - MALMALLING INCIDENT# 700833	\$	9.50		
11/12/2024	59522		CATERING - MALMALLING INCIDENT# 700833	\$	223.80		
11/12/2024	519155		CATERING - MALMALLING INCIDENT# 700833	\$	28.70		
11/12/2024	59502		CATERING - MALMALLING INCIDENT# 700833	\$	19.20		
11/12/2024	59334		CATERING - MALMALLING INCIDENT# 700833	\$	62.00		
16/12/2024	3885.7426-01	Scoob's Dingo Service	FOOTPATH SWEEPING SERVICE			\$	3,425.84
12/12/2024	2916		FOOTPATH SWEEPING SERVICE - VARIOUS LOCATIONS	\$	3,425.84		
16/12/2024	3885.7489-01	Sparks Refrigeration & Airconditioning	MAINTENANCE			\$	132.00
12/12/2024	INV-3057		UNBLOCK & CLEAN OPERATIONS FRESH AIR FILTER	\$	132.00		
16/12/2024	3885.7650-01	Founder Enterprises Pty Ltd T/As Fortus	PARTS			\$	3,045.78
10/12/2024	#INVFG0047859		SUPPLY CUTTING EDGE BLADES, PLOW BOLTS & NUTS FOR P284	\$	3,045.78		
16/12/2024	3885.7727-01	Marshall Beattie Pty Ltd	MAINTENANCE			\$	924.74
12/12/2024	10133055		SUPPLY & INSTALL REPLACEMENT DOOR SWITCHES - HUB OF THE HILLS	\$	924.74		
16/12/2024	3885.7738-01	WA Safety Products (Montyanne Trust)	PPE SUPPLIES			\$	254.62
10/12/2024	B9704		SUPPLY DISPOSABLE GLOVES	\$	254.62		
16/12/2024	3885.7807-01	Water Installations	MAINTENANCE			\$	297.00
12/12/2024	5776		QUARTERLY SERVICING TREATMENT SYSTEM - MUNDARING ARENA	\$	154.00		
12/12/2024	5858		QUARTERLY SERVICING TREATMENT SYSTEM - MORGAN JOHN MORGAN	\$	143.00		
16/12/2024	3885.7940-01	United Forklift & Access Solutions	PARTS			\$	2,140.55
04/12/2024	61IP104037		SUPPLY NEW SEAT & ASSORTED FILTERS FOR P244	\$	2,140.55		
16/12/2024	3885.80-01	Bunnings Group Limited	HARDWARE			\$	875.14
11/12/2024	2440/00119828		HARDWARE ITEMS	\$	222.65		
11/12/2024	2440/01188650		HARDWARE ITEMS	\$	16.45		
12/12/2024	2440/00866106		HARDWARE ITEMS	\$	55.92		
09/12/2024	2406/01319051		HARDWARE ITEMS	\$	393.43		
10/12/2024	2440/01064895		HARDWARE ITEMS	\$	186.69		
16/12/2024	3885.8037-01	Electritech Industries	ELECTRICAL SERVICES			\$	4,912.82
11/12/2024	17024		ELECTRICAL SERVICES - JAR-REE CENTRE BUILDING	\$	3,926.81		
11/12/2024	17021		ELECTRICAL SERVICES - ADMIN BUILDING	\$	474.11		
12/12/2024	16987		OPERATIONS CENTRE - 6X MONTHLY ELECTRICAL TEST & TAG	\$	511.90		
16/12/2024	3885.8060-01	Firetrain	TRAINING			\$	522.50
11/12/2024	00041064		FIRE EXTINGUISHER TRAINING - MUNDARING FIRE SCHOOL	\$	522.50		
16/12/2024	3885.8374-01	Natural Area Holdings P/L T/A Natural	WEED CONTROL			\$	3,706.76
10/12/2024	00024107		WEED CONTROL - COULSTON RD CREEK	\$	3,521.76		
10/12/2024	00024243		PLANTS - DARLINGTON WETLAND REHABILITATION PLAN	\$	185.00		
16/12/2024	3885.8688-01	Medelect	MAINTENANCE			\$	1,006.50
13/12/2024	9630		PREVENTATIVE MAINTENANCE OF MEDICAL EQUIPMENT	\$	1,006.50		
16/12/2024	3885.8976-01	Kool Line Electrical & Refrigeration	ELECTRICAL SERVICES			\$	13,255.00
12/12/2024	00128579		ELECTRICAL SERVICES - MT HELENA RETICULATION PUMP	\$	13,255.00		
16/12/2024	3885.9342-01	Insight Ornithology	PROFESSIONAL SERVICES			\$	420.00
13/12/2024	#021224		PREPARE & DELIVER EDUCATION TALK ON WEDGE TAILED EAGLES	\$	420.00		
16/12/2024	3885.938-01	West Australian Newspapers Ltd	SUBSCRIPTIONS			\$	144.00
13/12/2024	03266707		NEWSPAPER SUBSCRIPTIONS - AFM LIBRARY	\$	144.00		
16/12/2024	3885.9698-01	Managed System Services Pty Ltd	IT HARDWARE			\$	4,136.22
09/12/2024	INV-9366		SUPPLY 20X HP USB DOCKING STATIONS	\$	4,136.22		
16/12/2024	3885.9769-01	Japanese Truck & Bus Spares	PARTS			\$	337.20
10/12/2024	562860		SUPPLY BLOWER MOTOR & FAN ASSY FOR P705	\$	337.20		

**MONTHLY LIST OF PAYMENTS
DECEMBER 2024**

16/12/2024	3885.9853-01	John Hughes Group	VEHICLE PURCHASE				
06/12/2024	4728728		SUPPLY NEW KIA CARNIVAL 806MDG	\$	48,883.70	\$	48,883.70
16/12/2024	3885.9981-01	Land Surveys (No Problems Just	SURVEY SERVICES			\$	9,872.50
08/12/2024	70092		BOUNDARY RE-ESTABLISHMENT SURVEY - QUARRY CRT GLEN FORREST	\$	9,872.50	\$	
18/12/2024	3886.4133-01	Glen Forrest Cricket Club	REFUND			\$	407.00
18/12/2024	896236		KEY BOND REFUND	\$	55.00		
18/12/2024	1174947		KEY BOND REFUND	\$	44.00		
18/12/2024	1174947		KEY BOND REFUND	\$	44.00		
18/12/2024	1174947		KEY BOND REFUND	\$	44.00		
18/12/2024	1335865		KEY BOND REFUND	\$	44.00		
18/12/2024	1335865		KEY BOND REFUND	\$	44.00		
18/12/2024	1335865		KEY BOND REFUND	\$	44.00		
18/12/2024	1335865		KEY BOND REFUND	\$	44.00		
18/12/2024	1417932		KEY BOND REFUND	\$	44.00		
18/12/2024	3886.6741-01	Sawyers Valley Primary School	REFUND			\$	110.00
18/12/2024	915344		HALL BOND REFUND	\$	110.00		
17/12/2024	3887.3462-01	Care Giver Subsidies	CARE GIVER SUBSIDIES			\$	31,752.24
18/12/2024	171224		CARE GIVER SUBSIDIES	\$	31,752.24		
19/12/2024	3888.15263-01	Mrs L Dawson	REFUND			\$	400.00
19/12/2024	REFUND		RATES REFUND	\$	400.00		
19/12/2024	3888.15925-01	Winning Streak Pty Ltd	REFUND			\$	8,639.16
19/12/2024	REFUND		RATES REFUND	\$	8,639.16		
19/12/2024	3888.15926-01	Ms L A Brigham	REFUND			\$	900.00
19/12/2024	REFUND		RATES REFUND	\$	900.00		
23/12/2024	3889.34-01	Water Corporation	WATER RATES & FEES			\$	4,946.50
22/12/2024	9004683970		WATER RATES & FEES	\$	155.06		
22/12/2024	9004679971		WATER RATES & FEES	\$	146.51		
22/12/2024	9018371679		WATER RATES & FEES	\$	11.40		
22/12/2024	9004679808		WATER RATES & FEES	\$	404.70		
22/12/2024	9004679824		WATER RATES & FEES	\$	22.80		
22/12/2024	9004679509		WATER RATES & FEES	\$	699.49		
22/12/2024	9004679832		WATER RATES & FEES	\$	344.85		
22/12/2024	9004680614		WATER RATES & FEES	\$	1,216.95		
22/12/2024	9004680833		WATER RATES & FEES	\$	325.04		
22/12/2024	9004615978		WATER RATES & FEES	\$	112.31		
22/12/2024	9004687154		WATER RATES & FEES	\$	25.65		
22/12/2024	9004679541		WATER RATES & FEES	\$	108.88		
22/12/2024	9004679998		WATER RATES & FEES	\$	729.64		
22/12/2024	9004679816		WATER RATES & FEES	\$	629.21		
22/12/2024	9004679584		WATER RATES & FEES	\$	14.01		
23/12/2024	3890.13135-01	Deanne Murray Conveyancing	REFUND			\$	101.00
20/12/2024	REFUND		REFUND - INCORRECT EAS ORDER REQUEST	\$	101.00		
23/12/2024	3890.15927-01	Mr CK Keary	REIMBURSEMENT			\$	200.00
20/12/2024	REIMBURSEMENT		REIMBURSEMENT - TEAM BUILDING ACTIVITY 13/12/2024	\$	200.00		
23/12/2024	3890.15928-01	Mr D Kettle	GRANT			\$	400.00
20/12/2024	GRANT		YOUTH GRANT PROGRAM	\$	400.00		

23/12/2024	3890.174-01	Synergy	ELECTRICITY				7,178.67
20/12/2024	5831532322		ELECTRICITY		\$	423.63	
20/12/2024	5185501927		ELECTRICITY		\$	1,025.77	
20/12/2024	8852675527		ELECTRICITY		\$	509.17	
20/12/2024	5192608710		ELECTRICITY		\$	664.06	
20/12/2024	3051745929		ELECTRICITY		\$	226.20	
18/12/2024	7556391528		ELECTRICITY		\$	307.54	
18/12/2024	0998549922		ELECTRICITY		\$	882.11	
18/12/2024	5068955212		ELECTRICITY		\$	174.67	
18/12/2024	5233911527		ELECTRICITY		\$	316.28	
18/12/2024	5125442514		ELECTRICITY		\$	221.86	
18/12/2024	5087811715		ELECTRICITY		\$	374.36	
20/12/2024	5085138314		ELECTRICITY		\$	122.41	
20/12/2024	5085045110		ELECTRICITY		\$	515.70	
20/12/2024	5172433125		ELECTRICITY		\$	208.19	
20/12/2024	3563304329		ELECTRICITY		\$	546.28	
23/12/2024	5026791717		ELECTRICITY		\$	304.71	
18/12/2024	5300747418		ELECTRICITY		\$	355.73	
23/12/2024	3890.217-01	Darling Range Volunteer Bushfire Brigade	REIMBURSEMENT				2,683.43
18/12/2024	#JULYTOSEPTE2024		REIMBURSEMENT OF ESL EXPENSES 01/07/2024 - 20/09/2024		\$	2,683.43	
23/12/2024	3890.313-01	Mundaring Volunteer Fire & Rescue	HAZARD REDUCTION BURN				1,040.00
20/12/2024	HR BURN		HAZARD REDUCTION BURN - SCOUT HALL BURN ON 22/09/2024		\$	1,040.00	
23/12/2024	3890.326-01	Stoneville Volunteer Bushfire Brigade	HAZARD REDUCTION BURN				2,090.00
22/12/2024	0421		HAZARD REDUCTION BURN - NARANGA PL STONEVILLE		\$	751.00	
22/12/2024	0417		HAZARD REDUCTION BURN - KANAGRA CRT STONEVILLE ZONE 1		\$	1,339.00	
23/12/2024	3890.343-01	Chidlow Volunteer Bushfire Brigade	HAZARD REDUCTION BURN				7,050.00
22/12/2024	0857		HAZARD REDUCTION BURN - KEENAN RD CHIDLOW		\$	1,200.00	
22/12/2024	0861		HAZARD REDUCTION BURN - WARRIGAL WAY CHIDLOW		\$	750.00	
22/12/2024	0862		HAZARD REDUCTION BURN - WARRIGAL WAY CHIDLOW		\$	300.00	
22/12/2024	0859		HAZARD REDUCTION BURN - CHAUNCY PL CHIDLOW		\$	1,200.00	
22/12/2024	0863		HAZARD REDUCTION BURN - CHAUNCY PL CHIDLOW		\$	1,200.00	
22/12/2024	0864		HAZARD REDUCTION BURN - ASH RD CHIDLOW		\$	1,200.00	
20/12/2024	0865		HAZARD REDUCTION BURN - LESCHENAULTIA PL CHIDLOW		\$	1,200.00	
23/12/2024	3890.361-01	Mount Helena Volunteer Bushfire Brigade	HAZARD REDUCTION BURN				785.00
22/12/2024	1073		HAZARD REDUCTION BURN - CROMWELL RD SAWYERS VALLEY		\$	125.00	
22/12/2024	1071		HAZARD REDUCTION BURN - MILDURA RD MT HELENA		\$	200.00	
22/12/2024	1068		HAZARD REDUCTION BURN - COLWYN RD MT HELENA		\$	460.00	
23/12/2024	3890.363-01	Parkerville Volunteer Bushfire Brigade	REIMBURSEMENT				55.75
18/12/2024	002/2024		REIMBURSEMENT OF ESL EXPENSES 07/07/2024 - 27/08/2024		\$	55.75	
23/12/2024	3890.4713-01	Shire Of Broome	LONG SERVICE LEAVE LIABILITY				13,169.23
18/12/2024	68608		LONG SERVICE LEAVE LIABILITY - RANGER		\$	13,169.23	
23/12/2024	3890.589-01	Shire of Mundaring	FDC PARENT LEVY				7,233.60
18/12/2024	171224		FDC PARENT LEVY		\$	7,233.60	
23/12/2024	3891.11017-01	Sapio Pty Ltd	SECURITY EXPENSES				8,982.44
19/12/2024	SP286897		RE-INSTALL CCTV SYSTEM - BILGOMAN AQUATIC CENTRE		\$	8,969.90	
19/12/2024	MAS763852		ALARM MONITORING - MUNDARING FIRE SCHOOL		\$	12.54	
23/12/2024	3891.11161-01	AXIIS Contracting Pty Ltd	EARTHWORKS				60,834.77
20/12/2024	8748		SUPPLY & CONSTRUCT FOOTPATH - BERESFORD GARDENS		\$	60,834.77	
23/12/2024	3891.11311-01	Mastec Australia Pty Ltd (The Trustee)	EQUIPMENT PURCHASES				44,204.16
20/12/2024	INV19956		SUPPLY & DELIVER 1092X 140L GREEN BINS WITH RED LIDS		\$	44,204.16	
23/12/2024	3891.11328-01	North Welding & Maintenance Service	MAINTENANCE				2,000.00
20/12/2024	366		FABRICATE & INSTALL 8X HAND GUARDS ON POUND GATES		\$	2,000.00	
23/12/2024	3891.11335-01	UDLA Unit Trust T/A UDLA Pty Ltd	PROFESSIONAL SERVICES				22,000.00
19/12/2024	UDLA4313		CULTURAL PRECINCT IMPROVEMENT PLAN - MUNDARING TOWN CENTRE		\$	22,000.00	
23/12/2024	3891.12-01	Department of Human Services - Child	CHILD SUPPORT PAYMENT				522.18
15/12/2024	PY02-13-CHILD SU		CHILD SUPPORT PAYMENT		\$	522.18	
23/12/2024	3891.12078-01	Recruitwest Pty Ltd	TEMP STAFF				6,969.77
20/12/2024	C INV 592584		TEMP STAFF - MOWER/HORTICULTURAL LABOURER		\$	2,229.17	
20/12/2024	C INV 592587		TEMP STAFF - OPERATIONS ADMIN OFFICER		\$	2,511.43	
20/12/2024	C INV 592601		TEMP STAFF - MOWER/HORTICULTURAL LABOURER		\$	2,229.17	
23/12/2024	3891.12080-01	Total Tools Midland (Midland Tools	TOOLS				1,766.40
20/12/2024	400032		SUPPLY ASSORTED TOOLS - DEPOT		\$	1,766.40	

**MONTHLY LIST OF PAYMENTS
DECEMBER 2024**

23/12/2024	3891.12579-01	Mr V Crowe	LANDSCAPE SERVICES			\$	864.00
19/12/2024	2473		LANDSCAPE SERVICES - CPC MIDDLE SWAN	\$	288.00		
19/12/2024	2474		LANDSCAPE SERVICES - SOFC CLAYTON VIEW	\$	288.00		
19/12/2024	2475		LANDSCAPE SERVICES - MECPC	\$	288.00		
23/12/2024	3891.12771-01	AMPAC Debt Recovery (WA) Pty Ltd	DEBT RECOVERY SERVICES			\$	25.00
19/12/2024	114197		RATES DEBT RECOVERY SERVICES 2024/2025	\$	25.00		
23/12/2024	3891.12804-01	Mundaring Little Loads (The Trustee	SOIL MIX			\$	314.50
20/12/2024	09664		SUPPLY TOP DRESSING SOIL MIX	\$	314.50		
23/12/2024	3891.12944-01	Avon Tree Management (Kajanni Pty Ltd	TREE MANAGEMENT			\$	18,920.00
20/12/2024	669		REMOVE WATTLES & DEAD TREES - LAKE LESCHENAULTIA	\$	4,950.00		
20/12/2024	668		MULCHING WORKS - LAKE LESCHENAULTIA	\$	4,290.00		
17/12/2024	662		REPAIR TRACK DAMAGE - LAKE LESCHENAULTIA SOUTH EASTERN SECTION	\$	3,795.00		
17/12/2024	663		REPAIR TRACK DAMAGE - LAKE LESCHENAULTIA SOUTH EASTERN SECTION	\$	2,695.00		
17/12/2024	666		MITIGATION WORKS - DIBBLE STREET MT HELENA	\$	3,190.00		
23/12/2024	3891.12951-01	Traffic Force	TRAFFIC MANAGEMENT PLAN			\$	523.20
23/12/2024	00038714		GENERIC TRAFFIC MANAGEMENT PLAN - FIRE MITIGATION	\$	523.20		
23/12/2024	3891.13-01	Shire of Mundaring	PAYROLL DEDUCTION			\$	16,116.77
15/12/2024	PY01-13-PURCHASE		PAYROLL DEDUCTION	\$	1,975.00		
15/12/2024	PY01-13-Private		PAYROLL DEDUCTION	\$	1,050.00		
15/12/2024	PY01-13-Buy Addi		PAYROLL DEDUCTION	\$	1,046.89		
15/12/2024	PY01-13-Novated		PAYROLL DEDUCTION	\$	6,340.54		
15/12/2024	PY01-13-Novated		PAYROLL DEDUCTION	\$	2,346.41		
15/12/2024	PY01-13-Novated		PAYROLL DEDUCTION	\$	177.76		
15/12/2024	PY02-13-Buy Addi		PAYROLL DEDUCTION	\$	1,018.77		
15/12/2024	PY01-13-Novated		PAYROLL DEDUCTION	\$	209.30		
15/12/2024	PY01-13-Novated		PAYROLL DEDUCTION	\$	1,357.50		
15/12/2024	PY01-13-Novated		PAYROLL DEDUCTION	\$	594.60		
23/12/2024	3891.13268-01	Department of Human Services - The	PAYROLL DEDUCTION			\$	27.77
15/12/2024	PY01-13-Centrel		PAYROLL DEDUCTION	\$	27.77		
23/12/2024	3891.138-01	Sonic HealthPlus Pty Ltd	MEDICAL EXAMINATIONS			\$	261.80
17/12/2024	3420126		PRE-EMPLOYMENT MEDICAL EXAMINATION	\$	261.80		
23/12/2024	3891.13860-01	Miss T Huston	BOOKS			\$	57.60
20/12/2024	00000892		SUPPLY 3X COPIES OF BIRDS OF THE PERTH HILLS BOOK	\$	57.60		
23/12/2024	3891.14073-01	Tony's House of Tender Meats (GK &	FOOD			\$	475.00
20/12/2024	66534		MEAT SUPPLIES FOR CHILDREN - MECPC	\$	475.00		
23/12/2024	3891.14109-01	Red Dot Stores (The C C C B	CONSUMABLES			\$	79.92
20/12/2024	19567109		CONSUMABLES - MECPC	\$	79.92		
23/12/2024	3891.14200-01	Mundaring Glass and Security (The	REPAIR WINDOW			\$	1,606.10
19/12/2024	00006572		REPAIR WINDOW - CAFE AT LAKE LESCHENAULTIA	\$	1,606.10		
23/12/2024	3891.14430-01	Ms A M Carlin	DESIGN FEES/COSTS			\$	845.00
20/12/2024	#910		SOCIAL MEDIA MANAGEMENT - DECEMBER 2024 PERTH HILLS MUNDARING	\$	845.00		
23/12/2024	3891.14435-01	Lou's Kitchen (Knights, Louisa Jayne	CATERING			\$	1,436.25
19/12/2024	INV-0428		CATERING - DEPOSIT AUSTRALIA DAY 2025 CEREMONY	\$	1,436.25		
23/12/2024	3891.14560-01	Busy Bee Hills Photography (Anita Clare	PHOTOGRAPHY			\$	15.40
20/12/2024	13		SUPPLY 4X GREETING CARDS - VISITOR CENTRE STOCK	\$	15.40		
23/12/2024	3891.14584-01	Fit2work.com.au (Equifax Australasia	CRIMINAL CHECK SERVICES			\$	66.00
19/12/2024	15700721		CRIMINAL CHECK SERVICES FOR VBFB	\$	66.00		
23/12/2024	3891.14644-01	Uniting Global Pty Ltd	CLEANING			\$	444.40
20/12/2024	INV-2274		CLEANING SERVICES - DARLINGTON HALL ON 05/10/2024	\$	113.30		
17/12/2024	INV-2310		CLEANING SERVICES - BOYA COMMUNITY CENTRE ON 13/10/2024	\$	217.80		
17/12/2024	INV-2275		CLEANING SERVICES - DARLINGTON HALL ON 14/12/2024	\$	113.30		
23/12/2024	3891.14711-01	ATI-Mirage (ATI-Mirage Training &	STAFF TRAINING			\$	589.05
20/12/2024	INV-8505		LEADING & COMMUNICATING CHANGE TRAINING	\$	589.05		
23/12/2024	3891.14771-01	Glen Forrest Pharmacy	FIRST AID REPLENISHMENT			\$	110.00
20/12/2024	1036702		SUPPLY JUNIOR EPIPEN FOR EMERGENCY USE MUNDARING ARENA	\$	110.00		
23/12/2024	3891.14865-01	Sage Consulting Engineers Pty Ltd	CONSULTANCY SERVICES			\$	13,926.00
20/12/2024	INV-0747		CONSULTANCY SERVICES - BROWN PARK FLOOD LIGHTING DESIGN	\$	13,926.00		
23/12/2024	3891.14870-01	Eastern Hills Bakery (Q.N Lowings &	CATERING			\$	549.00
17/12/2024	11		CATERING - FIRE PRESEASON TEACHER FORUM	\$	549.00		
23/12/2024	3891.14882-01	BB Recruitment & Consulting Service	TEMP STAFF			\$	994.40
19/12/2024	10004579		TEMP STAFF - MECPC CHILDCARE AGENCY STAFF	\$	994.40		

**MONTHLY LIST OF PAYMENTS
DECEMBER 2024**

23/12/2024	3891.15183-01	Mitchell Byrne's Contracting Pty Ltd	SLASHING WORKS				
20/12/2024	1317-2024		SLASHING WORKS - R27756 APPROACH RD BOYA	\$	1,985.50	\$	6,976.20
20/12/2024	1316-2024		SLASHING WORKS - R18731 PINE TERRACE BOYA	\$	970.20		
20/12/2024	1314-2024		SLASHING WORKS - BLUE WREN RESERVE STONEVILLE	\$	2,178.00		
20/12/2024	1315-2024		SLASHING WORKS - R43993 PAINTER CRES MUNDARING	\$	1,842.50		
23/12/2024	3891.15205-01	Otium Planning Group Pty Ltd	PROFESSIONAL SERVICES			\$	8,448.00
20/12/2024	00003651		RECREATION FACILITIES INFO STRATEGY REVIEW & UPDATE	\$	8,448.00		
23/12/2024	3891.15242-01	Chidlow Water Carriers	WATER			\$	5,500.00
17/12/2024	INV-1862		FILL FIRE EMERGENCY WATER TANKS IN THE SHIRE	\$	5,500.00		
23/12/2024	3891.15457-01	The Local Government Racing &	PAYROLL DEDUCTION			\$	22.00
15/12/2024	PY01-13-LGRCEU		PAYROLL DEDUCTION	\$	22.00		
23/12/2024	3891.15487-01	Creative Native Perth (The Trustee	WELCOME TO COUNTRY			\$	3,294.50
22/12/2024	INV-0292		WELCOME TO COUNTRY WITH DIDGERIDOO ON 26/01/2025	\$	3,294.50		
23/12/2024	3891.15548-01	Eastern Hills Towing (Conrad Vince	TOWING			\$	350.00
20/12/2024	INV-0346		TOWING SERVICES - GREENMOUNT TO PICKLES AUCTIONS	\$	350.00		
23/12/2024	3891.15579-01	Westbooks (J.D Caffey & Caffey Family	BOOKS			\$	1,312.58
20/12/2024	345622		BOOK STOCK - KSP LIBRARY	\$	291.44		
20/12/2024	345621		BOOK STOCK - KSP LIBRARY	\$	111.22		
20/12/2024	345557		BOOK STOCK - AFM LIBRARY	\$	46.18		
20/12/2024	345623		BOOK STOCK - KSP LIBRARY	\$	612.25		
20/12/2024	345620		BOOK STOCK - KSP LIBRARY	\$	251.49		
23/12/2024	3891.15588-01	MBL Gutter Master (Jason Paul Cook	GUTTER REPAIRS			\$	237.60
20/12/2024	INV3689		CLEAN GUTTERS - MT HELENA AQUATIC CENTRE	\$	237.60		
23/12/2024	3891.15650-01	Mrs M L Kember-Imrie	CONSULTANCY SERVICES			\$	1,375.00
19/12/2024	1224-01		WEBSITE CONSULTANCY SERVICES - DECEMBER 2024	\$	1,375.00		
23/12/2024	3891.15718-01	Dry Kirkness (Audit) Pty Ltd	AUDIT FEES			\$	1,650.00
19/12/2024	DK228063		LOCAL ROADS & COMMUNITY INFRASTRUCTURE AUDIT FY 2024	\$	1,650.00		
23/12/2024	3891.15763-01	Future AC Roofing (The Trustee for	ROOFING			\$	8,481.00
19/12/2024	3158		ROOFING REPAIRS - MT HELENA PLAYGROUP	\$	8,481.00		
23/12/2024	3891.15774-01	The Resources Hub (Emerge Safe Pty	TEMP STAFF			\$	2,965.15
20/12/2024	INV-2802		TEMP STAFF - PLANT MECHANIC	\$	2,965.15		
23/12/2024	3891.15817-01	Bush Bling (Christopher Harold Hunt	LAKE LESCHENAULTIA STOCK			\$	372.00
17/12/2024	#000279		SUPPLY PINS FOR LAKE LESCHENAULTIA STOCK	\$	372.00		
23/12/2024	3891.15835-01	Price Consulting Group (The Trustee	CONSULTANCY SERVICES			\$	20,405.00
19/12/2024	INV-0840		CONSULTANCY SERVICES - ORGANISATION STRUCTURE REVIEW	\$	20,405.00		
23/12/2024	3891.15913-01	Mr R T Bell	ENTERTAINMENT			\$	150.00
20/12/2024	101		ENTERTAINMENT - SENIORS LUNCHEON HUB OF THE HILLS	\$	150.00		
23/12/2024	3891.15919-01	Tassie Devil Linemarking (Ben's Linemark	LINEMARKING & NUMBERING			\$	1,909.60
20/12/2024	INV-0012		LINEMARKING & NUMBERING - SHIRE ADMIN PARKING	\$	1,909.60		
23/12/2024	3891.15924-01	Gamba Migration Pty Ltd	CONSULTANCY SERVICES			\$	6,270.00
20/12/2024	INV-318		CONSULTANCY SERVICES - MIGRATION REQUIREMENTS/EDUCATION	\$	6,270.00		
23/12/2024	3891.1644-01	Woolworths Group Limited	FOOD & CONSUMABLES			\$	149.51
22/12/2024	TI-0403E-178CFA		FOOD & CONSUMABLES FOR CPC MIDDLE SWAN	\$	149.51		
23/12/2024	3891.191-01	Eastern Region Security	SECURITY EXPENSES			\$	2,585.00
17/12/2024	00022522		SECURITY EXPENSES - BILGOMAN AQUATIC CENTRE	\$	1,045.00		
20/12/2024	00022525		SECURITY EXPENSES - BILGOMAN AQUATIC CENTRE	\$	990.00		
19/12/2024	00022506		SECURITY EXPENSES - ADMIN BUILDING	\$	110.00		
19/12/2024	00022509		SECURITY EXPENSES - DARLINGTON VBFB	\$	440.00		
23/12/2024	3891.1955-01	Cleanaway	RECYCLING FEES			\$	83,245.16
20/12/2024	21821531		RECYCLING FEES	\$	83,245.16		
23/12/2024	3891.21-01	Eastern Metropolitan Regional Council	TRANSFER STATION FEES			\$	172,803.77
20/12/2024	EMRC61526		TRANSFER STATION FEES	\$	62,474.48		
20/12/2024	EMRC61377		MANAGEMENT OF CDS OPERATIONS - COPPIN ROAD TRANSFER STATION	\$	37,483.14		
20/12/2024	EMRC61378		COPPIN RD WASTE TRANSFER STATION - SITE MANAGEMENT	\$	42,887.02		
20/12/2024	EMRC61379		MATHIESON RD WASTE TRANSFER STATION - SITE MANAGEMENT	\$	29,959.13		
23/12/2024	3891.215-01	Deputy Commissioner of Taxation	TAXATION			\$	215,262.00
15/12/2024	PY01-13-Deputy C		PAYROLL DEDUCTION	\$	188,785.00		
15/12/2024	PY02-13-Deputy C		PAYROLL DEDUCTION	\$	26,477.00		
23/12/2024	3891.234-01	Coles Supermarkets Australia Pty Ltd	KIOSK SUPPLIES			\$	1,022.10
19/12/2024	206997205		FOOD & CONSUMABLES FOR CHILDREN - MECPC	\$	1,022.10		
23/12/2024	3891.254-01	Mundaring Arts Centre Inc	ARTWORK			\$	340.00
19/12/2024	1507		REMOVE & STORE CEO ARTWORK FOR OFFICE RENOVATIONS	\$	340.00		

MONTHLY LIST OF PAYMENTS DECEMBER 2024					
23/12/2024	3891.2625-01	Stewart & Heaton Clothing Co	UNIFORMS		\$ 2,292.72
19/12/2024	SIN-4003947		UNIFORMS - CHIDLOW VBFB	\$ 367.36	
19/12/2024	SIN-4003459		UNIFORMS - DARLINGTON VBFB	\$ 163.35	
19/12/2024	SIN-4003480		UNIFORMS - DARLING RANGE VBFB	\$ 292.58	
19/12/2024	SIN-4001819		UNIFORMS - DARLINGTON VBFB	\$ 734.71	
19/12/2024	SIN-4002735		UNIFORMS - DARLING RANGE VBFB	\$ 183.68	
19/12/2024	SIN-4003463		UNIFORMS - DARLING RANGE VBFB	\$ 183.68	
19/12/2024	SIN-4003468		UNIFORMS - SAWYERS VALLEY VBFB	\$ 183.68	
19/12/2024	SIN-4002518		UNIFORMS - DARLINGTON VBFB	\$ 183.68	
23/12/2024	3891.280-01	Winc Australia Pty Limited	STATIONERY		\$ 675.06
17/12/2024	9046741466		STATIONERY ITEMS	\$ 675.06	
23/12/2024	3891.295-01	Coca Cola Europacific Partners	KIOSK SUPPLIES		\$ 3,611.98
19/12/2024	235586669		KIOSK SUPPLIES - BILGOMAN AQUATIC CENTRE	\$ 1,579.24	
17/12/2024	235474436		KIOSK SUPPLIES - BILGOMAN AQUATIC CENTRE	\$ 1,168.07	
17/12/2024	235586670		KIOSK SUPPLIES - MT HELENA AQUATIC CENTRE	\$ 864.67	
23/12/2024	3891.300-01	Civica Pty Ltd	CONSULTANCY FEES		\$ 14,010.48
17/12/2024	C/LG039697		INFRINGEMENTS SYSTEM MODULE CONFIGURATION - MILESTONE 2	\$ 14,010.48	
23/12/2024	3891.314-01	Landgate	TITLE SEARCHES		\$ 63.20
19/12/2024	1434409		ONLINE TITLE SEARCHES	\$ 63.20	
23/12/2024	3891.336-01	Fasta Courier Service	COURIER SERVICES		\$ 670.75
19/12/2024	307143		COURIER SERVICES	\$ 670.75	
23/12/2024	3891.381-01	Mundaring Electrical Contracting Service	ELECTRICAL SERVICES		\$ 184.80
19/12/2024	7689		ELECTRICAL SERVICES - PARKERVILLE VBFB	\$ 184.80	
23/12/2024	3891.4-01	Health Insurance Fund of WA	PAYROLL DEDUCTION		\$ 623.25
15/12/2024	PY01-13-HIF		PAYROLL DEDUCTION	\$ 623.25	
23/12/2024	3891.4300-01	C & D Planke & Sons	HIRE OF PLANT		\$ 2,772.00
22/12/2024	184		SEMI HIRE DELIVERING FERRICRETE SWAN VIEW	\$ 2,772.00	
23/12/2024	3891.4592-01	ELAN Energy Matrix Pty Ltd T/A Tyre	TYRES & REPAIRS		\$ 1,333.61
20/12/2024	043457		COLLECTION OF USED TYRES FROM OPERATIONS CENTRE	\$ 1,333.61	
23/12/2024	3891.4845-01	Seek Limited	ADVERTISING		\$ 748.00
20/12/2024	700939102		ADVERTISING	\$ 379.50	
20/12/2024	700937768		ADVERTISING	\$ 368.50	
23/12/2024	3891.5719-01	Shire of Mundaring - Lotto Club	PAYROLL DEDUCTION		\$ 271.60
15/12/2024	PY01-13-STAFF LO		PAYROLL DEDUCTION	\$ 258.02	
15/12/2024	PY02-13-STAFF LO		PAYROLL DEDUCTION	\$ 13.58	
23/12/2024	3891.5945-01	West Coast Spring Water Pty Ltd	WATER BOTTLES		\$ 75.81
20/12/2024	3563875		WATER BOTTLES FOR BOYA LIBRARY	\$ 75.81	
23/12/2024	3891.6-01	Shire of Mundaring - Social Club	PAYROLL DEDUCTION		\$ 246.00
15/12/2024	PY01-13-MUNDARIN		PAYROLL DEDUCTION	\$ 246.00	
23/12/2024	3891.6050-01	Fuel Distributors of Western Australia	FUEL & OILS		\$ 24,414.60
22/12/2024	59102065		DIESEL FUEL	\$ 24,414.60	
23/12/2024	3891.6732-01	Relationships Australia Western	EMPLOYEE ASSISTANCE PROGRAM		\$ 396.00
17/12/2024	00450061		EMPLOYEE ASSISTANCE PROGRAM	\$ 198.00	
20/12/2024	00450233		EMPLOYEE ASSISTANCE PROGRAM	\$ 198.00	
23/12/2024	3891.6876-01	RAC Motoring Pty Ltd	SUBSCRIPTION		\$ 1,630.64
20/12/2024	SI001-100031471		ANNUAL SUBSCRIPTION RENEWAL	\$ 1,630.64	
23/12/2024	3891.6879-01	Chidlow Chatter	ADVERTISING		\$ 260.00
19/12/2024	00005977		ADVERTISING	\$ 260.00	
23/12/2024	3891.7-01	Australian Services Union	PAYROLL DEDUCTION		\$ 253.00
15/12/2024	PY01-13-AUSTRALI		PAYROLL DEDUCTION	\$ 147.00	
15/12/2024	PY02-13-AUSTRALI		PAYROLL DEDUCTION	\$ 106.00	
23/12/2024	3891.7426-01	Scoob's Dingo Service	FOOTPATH SWEEPING SERVICE		\$ 3,425.84
19/12/2024	2917		FOOTPATH SWEEPING SERVICE - VARIOUS LOCATIONS	\$ 3,425.84	
23/12/2024	3891.7541-01	Connect Call Centre Services	CALL CENTRE COSTS		\$ 1,659.41
19/12/2024	00118242		CALL CENTRE COSTS - NOVEMBER 2024	\$ 1,659.41	
23/12/2024	3891.7590-01	PFD Food Services Pty Ltd	KIOSK SUPPLIES		\$ 2,078.25
19/12/2024	LO238953		KIOSK SUPPLIES - BILGOMAN AQUATIC CENTRE	\$ 878.00	
19/12/2024	LN994080		KIOSK SUPPLIES - BILGOMAN AQUATIC CENTRE	\$ 1,200.25	
23/12/2024	3891.7641-01	Easifleet	NOVATED LEASE CHARGES		\$ 10,888.90
19/12/2024	214357		NOVATED LEASE CHARGES - DECEMBER 2024	\$ 10,888.90	
23/12/2024	3891.7807-01	Water Installations	MAINTENANCE		\$ 805.38
19/12/2024	5621		QUARTERLY SERVICING TREATMENT SYSTEM - MT HELENA PAVILION	\$ 805.38	

**MONTHLY LIST OF PAYMENTS
DECEMBER 2024**

23/12/2024	3891.810-01	The Royal Life Saving Society Western	POOL SUPPLIES				
19/12/2024	RLSSWA INV2587		SUPPLY SWIM SCHOOL RASHIES	\$	198.00	\$	198.00
23/12/2024	3891.8374-01	Natural Area Holdings P/L T/A Natural	WEED CONTROL			\$	1,760.88
20/12/2024	00024150		WEED CONTROL - MANDOOK PARK	\$	1,760.88		
23/12/2024	3891.8611-01	Brownes Foods Operations Pty Ltd	KIOSK SUPPLIES			\$	603.89
20/12/2024	18178312		KIOSK SUPPLIES - BILGOMAN AQUATIC CENTRE	\$	256.93		
19/12/2024	18160541		KIOSK SUPPLIES - BILGOMAN AQUATIC CENTRE	\$	346.96		
23/12/2024	3891.8939-01	Heavy Automatics Pty Ltd	VEHICLE REPAIRS			\$	12,512.50
22/12/2024	WSI008809		REPAIR TRANSMISSION IN ISUZU FIRE TRUCK 091MDG	\$	12,512.50		
23/12/2024	3891.9596-01	Brice Pest Management	PEST CONTROL			\$	572.00
20/12/2024	IV05970		PEST CONTROL - MECPC	\$	242.00		
20/12/2024	IV05961		PEST CONTROL - MUNDARING VISITOR CENTRE	\$	176.00		
20/12/2024	IV05962		HORNET TREATMENT - BOYA CHANGE ROOMS	\$	154.00		
23/12/2024	3891.9918-01	Sunbather WA - The Trustee for The	MAINTENANCE			\$	968.00
17/12/2024	INV-3318		SERVICE & REPAIR SOLAR SYSTEM - BILGOMAN AQUATIC	\$	968.00		
24/12/2024	3892.3462-01	Care Giver Subsidies	CARE GIVER SUBSIDIES			\$	32,738.75
24/12/2024	241224		CARE GIVER SUBSIDIES	\$	32,738.75		
31/12/2024	3893.12516-01	PayClear Services Pty Ltd (Superchoice)	SUPERANNUATION DECEMBER 2024			\$	394,063.60
31/12/2024	Dec2024-1		SUPERANNUATION DECEMBER 2024	\$	394,063.60		
31/12/2024	3895.3462-01	Care Giver Subsidies	CARE GIVER SUBSIDIES			\$	15,803.73
03/01/2025	311224		CARE GIVER SUBSIDIES	\$	15,803.73		
Total Electronic Funds Transfers From Municipal Account						\$	4,962,521.00
Payments By Electronic Funds Transfer (Payroll)						\$	4,962,521.00
4/12/2024	PP12/25 cycle 1	Pay Summary		\$	527,996.19		
4/12/2024	PP12/25 cycle 2	Pay Summary		\$	85,254.79		
18/12/2024	PP13/25 cycle 1	Pay Summary		\$	590,164.95		
18/12/2024	PP13/25 cycle 2	Pay Summary		\$	97,968.34		
30/12/2024	PP14/25 cycle 1	Pay Summary		\$	514,809.29		
30/12/2024	PP14/25 cycle 2	Pay Summary		\$	88,724.03		
Total Payroll Payments Direct From Municipal Account						\$	1,904,917.59
Payment By Direct Debit From Municipal Account						\$	1,904,917.59
		Bendigo - Merch Bank Fees		\$	3,014.72		
		Bendigo - Direct Debit Fees (incl FTS)		\$	227.06		
		Superchoice		\$	394,063.60		
		Commonwealth Bank - Bpoint Fees		\$	164.33		
		WEX Australia		\$	728.32		
		NAB - Purchase Cards		\$	17,206.72		
		Fleetcare - Fuel Payments		\$	5,149.87		
		HP Financial Services - Equipment Lease		\$	20,011.20		
		Konica Minolta - Printer Lease		\$	4,368.66		
		WA Treasury Corporation		\$	91,888.81		
		Qikkids - Fees		\$	86.46		
		CBA Merchant Fee		\$	2,809.35		
		Bpay Monthly Fee		\$	3,664.38		
		Debitsuccess		\$	378.77		
Total Electronic Fund Payments Direct From Municipal Account						\$	543,762.25

NAB Purchase Card Payments List for December 2024

<u>Date</u>	<u>Supplier</u>	<u>Description</u>	<u>Amount</u>	<u>Card User</u>
27-Nov-24	CampaignMonitor	Library bulk eNewsletter	\$ 130.01	Ms G Evans
28-Nov-24	Pro Sub Fee	Pro 2K Eventbrite subscription	\$ 15.00	Ms G Evans
28-Nov-24	Mundaring Tech	USB flashdrive	\$ 30.26	Mrs C M Batty
28-Nov-24	Officeworks	Office supplies	\$ 135.14	Ms S H Crawford
28-Nov-24	Parking	Parking - CEO	\$ 19.24	Mr J B Whiteaker
28-Nov-24	Bunnings	Mobile phone holder for car	\$ 29.38	Mr B A McLennan
29-Nov-24	Facebook	Facebook post	\$ 15.00	Mrs P Heath
29-Nov-24	Woolworths	Catering - Staff farewell function	\$ 144.30	Mrs C M Batty
29-Nov-24	Harvey Norman	Bilgoman Pool - Ice maker for first aid treatment	\$ 628.00	Ms S H Crawford
01-Dec-24	Facebook	Facebook post	\$ 27.00	Mrs P Heath
01-Dec-24	Woolworths	Library program and events refreshments/supplies	\$ 110.75	Ms G Evans
01-Dec-24	Coles	Library program and events refreshments/supplies	\$ 35.59	Ms G Evans
01-Dec-24	Officeworks	Middle Swan CPC - Water urn	\$ 83.86	Mrs T Leonard
01-Dec-24	Childcare Centre Desktop	MECPC - Subscription Renewal	\$ 397.00	Ms S Harlow
02-Dec-24	Australia Post Mundaring	Recognising Excellence Award - Human Resources Admin Officer	\$ 55.95	Ms A E Douglas
03-Dec-24	Woolworths	Catering - Staff farewell function	\$ 116.79	Mrs P Heath
03-Dec-24	Quad Lock	Vehicle phone mount	\$ 93.08	Mr A J Dyson
03-Dec-24	Australian Flexible Pavement Association	Be Bitumen Safe course - Coordinator Civil Works	\$ 55.96	Mrs J N Dutton
03-Dec-24	Woolworths	Catering - Team Function	\$ 87.13	Mrs C M Batty
03-Dec-24	Subway	Catering - Staff farewell function	\$ 55.00	Mrs P Heath
04-Dec-24	Woolworths	Catering - Staff farewell function	\$ 41.50	Mrs P Heath
04-Dec-24	Intuit Mailchimp	Monthly newsletter distribution	\$ 61.13	Mrs P Heath
04-Dec-24	JB Hi-Fi	KSP Library - DVD stock purchases	\$ 693.47	Ms A L Rowe
04-Dec-24	Good Reading	AFM Library - magazine subscription	\$ 235.00	Ms A L Rowe
04-Dec-24	Officeworks	Clipboards	\$ 88.86	Mr S K Blankley
04-Dec-24	Officeworks	Clipboards	\$ 84.00	Mr S K Blankley
04-Dec-24	Essential Resources	MECPC - Resources for rooms	\$ 187.85	Ms S Harlow
04-Dec-24	Keycal	Calibration of windscreen camera	\$ 330.00	Mrs R L McLaughlin
05-Dec-24	The Artisan Bakery & Cafe	Catering - Staff farewell function	\$ 75.69	Mrs P Heath
05-Dec-24	Glen Forrest IGA	Milk	\$ 4.35	Ms S H Crawford
05-Dec-24	Kwik Kopy Printing	Print Entry Passes for Vacswim	\$ 171.01	Ms S H Crawford
06-Dec-24	Coles	Catering - Volunteer Friends Group function	\$ 46.05	Mr D L O'Brien
06-Dec-24	Mobile Skips	MECPC - Waste disposal	\$ 540.00	Ms S Harlow
06-Dec-24	Woolworths	Catering - Staff farewell function	\$ 196.40	Mrs C M Batty
06-Dec-24	Caltex	Catering - Staff farewell function	\$ 17.95	Mrs C M Batty
06-Dec-24	Officeworks	Libraries - Display folders	\$ 82.08	Miss S Mullally
06-Dec-24	Bunnings	Large printer case x2	\$ 138.00	Ms C J Jones
06-Dec-24	Bunnings	Returned - Small printer cases	REFUND \$ (98.00)	Ms C J Jones
06-Dec-24	Bunnings	Small printer cases x2	\$ 98.00	Ms C J Jones
06-Dec-24	Noodler's Noodle Bar	Catering - Staff farewell function	\$ 58.99	Mrs C M Batty
07-Dec-24	Coles	Catering - Volunteer Friends Group function	\$ 70.00	Mr D L O'Brien
09-Dec-24	Spotify	Library programs subscription	\$ 13.99	Ms G Evans
09-Dec-24	Rail Trails Australia	Annual Membership Renewal	\$ 60.00	Mrs P Heath
09-Dec-24	City of Perth Parking	Parking - CEO	\$ 9.59	Mr J B Whiteaker
09-Dec-24	City of Perth Parking	Parking - Shire President	\$ 9.59	Mr J B Whiteaker
10-Dec-24	Woolworths	Catering - Staff farewell function	\$ 4.00	Mrs P Heath

NAB Purchase Card Payments List for December 2024

<u>Date</u>	<u>Supplier</u>	<u>Description</u>	<u>Amount</u>	<u>Card User</u>
10-Dec-24	A Patch Of Country	Meeting refreshments - CEO	\$ 18.50	Mr J B Whiteaker
10-Dec-24	The Trustee For Pedtra	Catering - Staff farewell function	\$ 17.00	Mrs P Heath
11-Dec-24	Coles	Visitor Centre - Pest control	\$ 8.40	Ms B M Beale
11-Dec-24	Kmart	MECPC - Resources for rooms	\$ 48.00	Ms S Harlow
11-Dec-24	Woolworths	Catering - Staff farewell function	\$ 85.00	Mr S D Winfield
11-Dec-24	JB Hi-Fi	AFM Library - DVD stock purchases	\$ 293.76	Ms A L Rowe
11-Dec-24	Big W	AFM Library - Book stock purchases	\$ 464.00	Ms A L Rowe
11-Dec-24	Coles	Bilgoman Pool - Swim nappies	\$ 130.50	Ms S H Crawford
11-Dec-24	Mundaring Newsagency	Farewell card - Senior Project Officer	\$ 15.00	Mrs D W Wells
12-Dec-24	Starlink	Lake Leschenaultia subscription	\$ 139.00	Mr R J Grieves
12-Dec-24	JB Hi-Fi	Portable SSD drive - archiving	\$ 837.00	Mrs G L Crosse
12-Dec-24	Woolworths	Groceries - Childrens Services Hamper donations	\$ 749.20	Mrs T Leonard
13-Dec-24	Woolworths	Catering - LEMC meeting	\$ 27.70	Ms C J Jones
14-Dec-24	Italian Kitchen	MECPC - Staff Christmas event	\$ 354.55	Ms S Harlow
16-Dec-24	Canva	Annual subscription - Visitor Centre	\$ 164.99	Ms B M Beale
16-Dec-24	Team Work Fencing	Bilgoman Pool - Temporary entry gate	\$ 347.50	Ms S H Crawford
16-Dec-24	A Patch Of Country	CEO Stakeholder meeting	\$ 6.87	Mr J B Whiteaker
16-Dec-24	A Patch Of Country	CEO Stakeholder meeting	\$ 6.57	Mr J B Whiteaker
17-Dec-24	Coles	Catering - Staff farewell function	\$ 12.50	Mrs D W Wells
17-Dec-24	Woolworths	Catering - Staff farewell function	\$ 114.65	Mrs D W Wells
17-Dec-24	The Artisan Bakery & Cafe	Catering - Staff farewell function	\$ 36.46	Mrs D W Wells
17-Dec-24	Movat Pty Ltd	MOVAT Software hosting 2025	\$ 204.50	Ms C J Jones
17-Dec-24	Kmart	MECPC - Resources for rooms	\$ 30.00	Mrs T Leonard
17-Dec-24	Woolworths	Recognising Excellence Award - Library Officer	\$ 507.95	Ms G R Peacock
17-Dec-24	Woolworths	Recognising Excellence Award - Library Officer	\$ 873.85	Ms G R Peacock
17-Dec-24	BP The Lakes	Catering for Lakes Bushfire Dec 2024	\$ 182.20	Mr C M Cuthbert
17-Dec-24	BP The Lakes	Catering for Lakes Bushfire Dec 2024	\$ 401.50	Mr C M Cuthbert
17-Dec-24	BP The Lakes	Catering for Lakes Bushfire Dec 2024	\$ 276.30	Mr C M Cuthbert
17-Dec-24	BP The Lakes	Catering for Lakes Bushfire Dec 2024	\$ 209.10	Mr C M Cuthbert
17-Dec-24	BP The Lakes	Catering for Lakes Bushfire Dec 2024	\$ 66.40	Mr C M Cuthbert
17-Dec-24	BP The Lakes	Catering for Lakes Bushfire Dec 2024	\$ 141.95	Mr C M Cuthbert
17-Dec-24	The Trustee For Pedtra	Catering - Staff farewell function	\$ 17.00	Mrs D W Wells
17-Dec-24	Bunnings	Safety fencing for building maintenance	\$ 70.82	Mrs G L Crosse
18-Dec-24	Target	MECPC Resources for rooms	\$ 26.15	Ms S Harlow
18-Dec-24	Kmart	MECPC Resources for rooms	\$ 32.00	Ms S Harlow
18-Dec-24	Quad Lock	Vehicle phone holder	\$ 155.67	Mr C M Cuthbert
18-Dec-24	Jora.com	Employment advertising - Coordinator Business Improvement	\$ 69.00	Ms A E Douglas
19-Dec-24	Officeworks	Keyboard and mouse	\$ 265.05	Mr C M Cuthbert
19-Dec-24	Woolworths	Catering - Staff farewell function	\$ 34.40	Mrs D W Wells
19-Dec-24	BP The Lakes	Catering for Lakes Bushfire Dec 2024	\$ 116.50	Mr C M Cuthbert
19-Dec-24	BP The Lakes	Catering for Lakes Bushfire Dec 2024	\$ 174.50	Mr C M Cuthbert
19-Dec-24	BP The Lakes	Catering for Lakes Bushfire Dec 2024	\$ 215.30	Mr C M Cuthbert
19-Dec-24	BP The Lakes	Catering for Lakes Bushfire Dec 2024	\$ 175.70	Mr C M Cuthbert
19-Dec-24	BP The Lakes	Catering for Lakes Bushfire Dec 2024	\$ 348.50	Mr C M Cuthbert
19-Dec-24	BP The Lakes	Catering for Lakes Bushfire Dec 2024	\$ 215.30	Mr C M Cuthbert
19-Dec-24	BP The Lakes	Catering for Lakes Bushfire Dec 2024	\$ 286.80	Mr C M Cuthbert

NAB Purchase Card Payments List for December 2024

<u>Date</u>	<u>Supplier</u>	<u>Description</u>	<u>Amount</u>	<u>Card User</u>
19-Dec-24	Campaignmonitor	Library bulk eNewsletter	\$ 130.60	Ms G Evans
20-Dec-24	Woolworths	Catering - Staff farewell function	\$ 45.00	Mrs D W Wells
23-Dec-24	Coles	Milk	\$ 1.55	Ms B M Beale
23-Dec-24	JB Hi-Fi	Mouse and headset	\$ 258.00	Ms G R Peacock
24-Dec-24	Mundaring Lotto Gift	Farewell Card - Coordinator Lake Leschenaultia	\$ 8.00	Mrs P Heath
24-Dec-24	Battery World	Batteries for Temperature Loggers	\$ 90.00	Mr B A McLennan
24-Dec-24	Bunnings	Materials to fix kitchen trolley	\$ 23.57	Mr S Symes
26-Dec-24	OpenAI	Monthly subscription	\$ 32.47	Mrs P Heath
28-Dec-24	NAB	Annual Card Fees	\$ 2,160.00	
Total Purchase Card Payments			\$ 17,206.72	

**MONTHLY LIST OF FUELCARD TRANSACTIONS
NOVEMBER 2024**

Transaction Date	Supplier	Registration	Vehicle	Amount
31/10/2024	AMPOL	1HZT933	VOLKSWAGEN TIGUAN 235TSI R 4D WAGON	104.63
31/10/2024	MOTORPASS	816MDG	TOYOTA HILUX UTE	81.42
31/10/2024	MOTORPASS	087MDG	TOYOTA LANDCRUISER WAGON	1.43
31/10/2024	MOTORPASS	087MDG	TOYOTA LANDCRUISER WAGON	48.03
2/11/2024	Fleetcare	05MDG	ISUZU D-MAX SX HI-RIDE (4x4) CREW C	6.55
2/11/2024	Fleetcare	074MDG	TOYOTA HILUX SR (4x4) DUAL C/CHAS 3	6.55
2/11/2024	Fleetcare	078MDG	ISUZU NPS 300 (4x4) C/CHAS 5.2L	6.55
2/11/2024	Fleetcare	086MDG	ISUZU NPS 300 (4x4) C/CHAS 5.2L	6.55
2/11/2024	Fleetcare	089MDG	ISUZU NPS 300 (4x4) C/CHAS 5.2L	6.55
2/11/2024	Fleetcare	1GQB662	KIA SORENTO Si (4x4) 4D WAGON 2.2L	6.55
2/11/2024	Fleetcare	1HYI923	HYUNDAI SANTA FE ACTIVE MPi (2WD) 4	6.55
2/11/2024	Fleetcare	1HZT933	VOLKSWAGEN TIGUAN 235TSI R 4D WAGON	6.55
2/11/2024	Fleetcare	1IEE062	KIA CERATO SPORT+ 4D SEDAN 2.0L	6.55
2/11/2024	Fleetcare	805MDG	KIA GRAND CARNIVAL Si 4D WAGON 3.5L	6.55
2/11/2024	Fleetcare	806MDG	KIA CARNIVAL WAGON	6.55
2/11/2024	Fleetcare	808MDG	MITSUBISHI OUTLANDER ES 5 SEAT (2WD	6.55
2/11/2024	Fleetcare	815MDG	TOYOTA HILUX SR (4x4) DOUBLE C/CHAS	6.55
2/11/2024	Fleetcare	816MDG	TOYOTA HILUX UTE	6.55
2/11/2024	Fleetcare	819MDG	KIA GRAND CARNIVAL Si 4D WAGON 3.5L	6.55
2/11/2024	Fleetcare	820MDG	HOLDEN COLORADO LS (4x2) CREW C/CHA	6.55
2/11/2024	Fleetcare	821MDG	ISUZU D-MAX SX (4x2) CREW C/CHAS 3.	6.55
2/11/2024	Fleetcare	822MDG	HOLDEN COLORADO LS (4x2) CREW CAB P	6.55
2/11/2024	Fleetcare	825MDG	ISUZU D-MAX SX (4x2) CREW CAB UTILI	6.55
2/11/2024	Fleetcare	831MDG	KIA GRAND CARNIVAL Si 4D WAGON 3.5L	6.55
2/11/2024	Fleetcare	832MDG	TOYOTA HIACE COMMUTER (12 SEATS) BU	6.55
2/11/2024	Fleetcare	057MDG	ISUZU D-MAX SX (4x2) C/CHAS 3.0L	6.55
2/11/2024	Fleetcare	062MDG	ISUZU D-MAX SX (4x4) CREW C/CHAS 3.	6.55
2/11/2024	Fleetcare	071MDG	TOYOTA LANDCRUISER UTE	6.55
2/11/2024	Fleetcare	072MDG	ISUZU TRUCK	6.55
2/11/2024	Fleetcare	073MDG	ISUZU FTR 900 CREW C/CHAS 7.8L	6.55
2/11/2024	Fleetcare	077MDG	TOYOTA LANDCRUISER UTE	6.55
2/11/2024	Fleetcare	079MDG	TOYOTA LANDCRUISER UTE	6.55
2/11/2024	Fleetcare	081MDG-	TOYOTA LANDCRUISER UTE	6.55
2/11/2024	Fleetcare	084MDG	TOYOTA LANDCRUISER WAGON	6.55
2/11/2024	Fleetcare	087MDG	TOYOTA LANDCRUISER WAGON	6.55
2/11/2024	Fleetcare	088MDG	TOYOTA LANDCRUISER WAGON	6.55
2/11/2024	Fleetcare	090MDG	TOYOTA LANDCRUISER WAGON	6.55
2/11/2024	Fleetcare	091MDG	ISUZU TRUCK	6.55
2/11/2024	Fleetcare	092MDG	TOYOTA LANDCRUISER WAGON	6.55
2/11/2024	Fleetcare	093MDG	TOYOTA LANDCRUISER WAGON	6.55
2/11/2024	Fleetcare	817MDG	HOLDEN COLORADO DX (4x2) C/CHAS 2.4	6.55
2/11/2024	Fleetcare	827MDG	MITSUBISHI OUTLANDER ES 5 SEAT (2WD	6.55
4/11/2024	AMPOL	822MDG	HOLDEN COLORADO LS (4x2) CREW CAB P	102.95
5/11/2024	BP	819MDG	KIA GRAND CARNIVAL Si 4D WAGON 3.5L	106.09
6/11/2024	BP	806MDG	KIA CARNIVAL WAGON	100.94
6/11/2024	BP	832MDG	TOYOTA HIACE COMMUTER (12 SEATS) BU	73.64
7/11/2024	MOTORPASS	078MDG	ISUZU NPS 300 (4x4) C/CHAS 5.2L	87.20
7/11/2024	MOTORPASS	089MDG	ISUZU NPS 300 (4x4) C/CHAS 5.2L	21.43
7/11/2024	MOTORPASS	089MDG	ISUZU NPS 300 (4x4) C/CHAS 5.2L	88.99
7/11/2024	AMPOL	831MDG	KIA GRAND CARNIVAL Si 4D WAGON 3.5L	107.71
7/11/2024	MOTORPASS	077MDG	TOYOTA LANDCRUISER UTE	44.72
8/11/2024	AMPOL	822MDG	HOLDEN COLORADO LS (4x2) CREW CAB P	100.07
8/11/2024	BP	827MDG	MITSUBISHI OUTLANDER ES 5 SEAT (2WD	80.09
9/11/2024	BP	1HZT933	VOLKSWAGEN TIGUAN 235TSI R 4D WAGON	99.47
9/11/2024	MOTORPASS	084MDG	TOYOTA LANDCRUISER WAGON	46.84
10/11/2024	MOTORPASS	086MDG	ISUZU NPS 300 (4x4) C/CHAS 5.2L	2.12
10/11/2024	MOTORPASS	086MDG	ISUZU NPS 300 (4x4) C/CHAS 5.2L	70.17
12/11/2024	BP	805MDG	KIA GRAND CARNIVAL Si 4D WAGON 3.5L	64.85
12/11/2024	MOTORPASS	087MDG	TOYOTA LANDCRUISER WAGON	1.08
12/11/2024	MOTORPASS	087MDG	TOYOTA LANDCRUISER WAGON	37.05
13/11/2024	MOTORPASS	084MDG	TOYOTA LANDCRUISER WAGON	37.87
14/11/2024	MOTORPASS	816MDG	TOYOTA HILUX UTE	87.69
15/11/2024	MOTORPASS	078MDG	ISUZU NPS 300 (4x4) C/CHAS 5.2L	1.02
15/11/2024	MOTORPASS	078MDG	ISUZU NPS 300 (4x4) C/CHAS 5.2L	7.23
15/11/2024	MOTORPASS	086MDG	ISUZU NPS 300 (4x4) C/CHAS 5.2L	1.02
15/11/2024	MOTORPASS	086MDG	ISUZU NPS 300 (4x4) C/CHAS 5.2L	7.23
15/11/2024	MOTORPASS	089MDG	ISUZU NPS 300 (4x4) C/CHAS 5.2L	1.02
15/11/2024	MOTORPASS	089MDG	ISUZU NPS 300 (4x4) C/CHAS 5.2L	7.23

**MONTHLY LIST OF FUELCARD TRANSACTIONS
NOVEMBER 2024**

Transaction Date	Supplier	Registration	Vehicle	Amount
15/11/2024	AMPOL	808MDG	MITSUBISHI OUTLANDER ES 5 SEAT (2WD	92.51
15/11/2024	MOTORPASS	815MDG	TOYOTA HILUX SR (4x4) DOUBLE C/CHAS	1.02
15/11/2024	MOTORPASS	815MDG	TOYOTA HILUX SR (4x4) DOUBLE C/CHAS	7.23
15/11/2024	MOTORPASS	815MDG	TOYOTA HILUX SR (4x4) DOUBLE C/CHAS	1.02
15/11/2024	MOTORPASS	815MDG	TOYOTA HILUX SR (4x4) DOUBLE C/CHAS	4.48
15/11/2024	MOTORPASS	816MDG	TOYOTA HILUX UTE	1.02
15/11/2024	MOTORPASS	816MDG	TOYOTA HILUX UTE	7.23
15/11/2024	BP	819MDG	KIA GRAND CARNIVAL Si 4D WAGON 3.5L	103.35
15/11/2024	MOTORPASS	071MDG	TOYOTA LANDCRUISER UTE	1.02
15/11/2024	MOTORPASS	071MDG	TOYOTA LANDCRUISER UTE	7.23
15/11/2024	MOTORPASS	072MDG	ISUZU TRUCK	1.02
15/11/2024	MOTORPASS	072MDG	ISUZU TRUCK	7.23
15/11/2024	MOTORPASS	073MDG	ISUZU FTR 900 CREW C/CHAS 7.8L	1.02
15/11/2024	MOTORPASS	073MDG	ISUZU FTR 900 CREW C/CHAS 7.8L	7.23
15/11/2024	MOTORPASS	077MDG	TOYOTA LANDCRUISER UTE	1.02
15/11/2024	MOTORPASS	077MDG	TOYOTA LANDCRUISER UTE	7.23
15/11/2024	MOTORPASS	077MDG	TOYOTA LANDCRUISER UTE	52.26
15/11/2024	MOTORPASS	079MDG	TOYOTA LANDCRUISER UTE	1.02
15/11/2024	MOTORPASS	079MDG	TOYOTA LANDCRUISER UTE	7.23
15/11/2024	MOTORPASS	084MDG	TOYOTA LANDCRUISER WAGON	1.02
15/11/2024	MOTORPASS	084MDG	TOYOTA LANDCRUISER WAGON	7.23
15/11/2024	MOTORPASS	087MDG	TOYOTA LANDCRUISER WAGON	1.02
15/11/2024	MOTORPASS	087MDG	TOYOTA LANDCRUISER WAGON	7.23
15/11/2024	MOTORPASS	087MDG	TOYOTA LANDCRUISER WAGON	7.23
15/11/2024	MOTORPASS	088MDG	TOYOTA LANDCRUISER WAGON	1.02
15/11/2024	MOTORPASS	088MDG	TOYOTA LANDCRUISER WAGON	7.23
15/11/2024	MOTORPASS	092MDG	TOYOTA LANDCRUISER WAGON	1.02
15/11/2024	MOTORPASS	092MDG	TOYOTA LANDCRUISER WAGON	7.23
16/11/2024	SHELL	1HZZ933	VOLKSWAGEN TIGUAN 235TSI R 4D WAGON	96.15
16/11/2024	BP	072MDG	ISUZU TRUCK	164.44
16/11/2024	MOTORPASS	079MDG	TOYOTA LANDCRUISER UTE	0.81
16/11/2024	MOTORPASS	079MDG	TOYOTA LANDCRUISER UTE	53.76
17/11/2024	BP	1IEE062	KIA CERATO SPORT+ 4D SEDAN 2.0L	69.59
17/11/2024	AMPOL	822MDG	HOLDEN COLORADO LS (4x2) CREW CAB P	98.43
17/11/2024	BP	827MDG	MITSUBISHI OUTLANDER ES 5 SEAT (2WD	77.96
21/11/2024	MOTORPASS	086MDG	ISUZU NPS 300 (4x4) C/CHAS 5.2L	3.00
21/11/2024	MOTORPASS	086MDG	ISUZU NPS 300 (4x4) C/CHAS 5.2L	73.44
21/11/2024	MOTORPASS	086MDG	ISUZU NPS 300 (4x4) C/CHAS 5.2L	24.47
22/11/2024	BP	808MDG	MITSUBISHI OUTLANDER ES 5 SEAT (2WD	86.84
23/11/2024	MOTORPASS	084MDG	TOYOTA LANDCRUISER WAGON	23.35
24/11/2024	MOTORPASS	089MDG	ISUZU NPS 300 (4x4) C/CHAS 5.2L	97.36
24/11/2024	BP	071MDG	TOYOTA LANDCRUISER UTE	120.32
24/11/2024	BP	072MDG	ISUZU TRUCK	181.37
24/11/2024	MOTORPASS	079MDG	TOYOTA LANDCRUISER UTE	48.05
24/11/2024	MOTORPASS	087MDG	TOYOTA LANDCRUISER WAGON	44.97
25/11/2024	MOTORPASS	078MDG	ISUZU NPS 300 (4x4) C/CHAS 5.2L	84.22
25/11/2024	MOTORPASS	078MDG	ISUZU NPS 300 (4x4) C/CHAS 5.2L	44.21
25/11/2024	MOTORPASS	086MDG	ISUZU NPS 300 (4x4) C/CHAS 5.2L	92.45
25/11/2024	MOTORPASS	816MDG	TOYOTA HILUX UTE	79.91
25/11/2024	BP	071MDG	TOYOTA LANDCRUISER UTE	109.84
25/11/2024	MOTORPASS	079MDG	TOYOTA LANDCRUISER UTE	0.74
25/11/2024	MOTORPASS	079MDG	TOYOTA LANDCRUISER UTE	49.04
25/11/2024	MOTORPASS	088MDG	TOYOTA LANDCRUISER WAGON	3.58
25/11/2024	MOTORPASS	088MDG	TOYOTA LANDCRUISER WAGON	116.31
25/11/2024	BP	091MDG	ISUZU TRUCK	129.31
26/11/2024	MOTORPASS	078MDG	ISUZU NPS 300 (4x4) C/CHAS 5.2L	56.64
26/11/2024	MOTORPASS	078MDG	ISUZU NPS 300 (4x4) C/CHAS 5.2L	61.77
26/11/2024	MOTORPASS	086MDG	ISUZU NPS 300 (4x4) C/CHAS 5.2L	100.76
26/11/2024	MOTORPASS	089MDG	ISUZU NPS 300 (4x4) C/CHAS 5.2L	73.48
26/11/2024	MOTORPASS	089MDG	ISUZU NPS 300 (4x4) C/CHAS 5.2L	14.33
26/11/2024	BP	832MDG	TOYOTA HIACE COMMUTER (12 SEATS) BU	94.96
26/11/2024	BP	072MDG	ISUZU TRUCK	120.90
26/11/2024	MOTORPASS	084MDG	TOYOTA LANDCRUISER WAGON	48.16
26/11/2024	MOTORPASS	087MDG	TOYOTA LANDCRUISER WAGON	63.51
27/11/2024	MOTORPASS	086MDG	ISUZU NPS 300 (4x4) C/CHAS 5.2L	13.70
27/11/2024	MOTORPASS	086MDG	ISUZU NPS 300 (4x4) C/CHAS 5.2L	49.82
27/11/2024	BP	1HZZ933	VOLKSWAGEN TIGUAN 235TSI R 4D WAGON	108.87
27/11/2024	MOTORPASS	084MDG	TOYOTA LANDCRUISER WAGON	71.29
27/11/2024	MOTORPASS	087MDG	TOYOTA LANDCRUISER WAGON	39.79

**MONTHLY LIST OF FUELCARD TRANSACTIONS
NOVEMBER 2024**

Transaction Date	Supplier	Registration	Vehicle	Amount
27/11/2024	MOTORPASS	087MDG	TOYOTA LANDCRUISER WAGON	1.24
27/11/2024	MOTORPASS	087MDG	TOYOTA LANDCRUISER WAGON	42.23
Total			Fleetcare Account	\$ 5,149.87

Transaction Date	Supplier	Registration	Vehicle	Amount
2/11/2024	Caltex	071MDG	TOYOTA LANDCRUISER UTE	189.27
9/11/2024	Caltex	090MDG	TOYOTA LANDCRUISER LT	88.24
23/11/2024	Caltex	091MDG	TOYOTA LANDCRUISER LT	214.39
25/11/2024	Caltex	093MDG	TOYOTA LANDCRUISER WAGON	236.42
Total			Motorpass Account	\$ 728.32

11.0 COUNCIL MEMBERS MOTIONS OF WHICH PREVIOUS NOTICE HAS BEEN GIVEN

11.1 Notice of Motion - Waste Services - Cr Ellery

File Code	WM.SER
Author	Shane Purdy, Director Infrastructure Services
Senior Employee	Shane Purdy, Director Infrastructure Services
Disclosure of Any Interest	Nil
Attachments	Nil

NOTICE OF MOTION

Cr Luke Ellery has given notice that at the Ordinary Council meeting on 11 February 2025, he will move the following motion:

MOTION

That Council instructs the CEO to initiate tender processes for all Waste Management service contracts to inform the 2025/26 fees and charges.

REASONS

Cr Ellery has provided the following reasons for this motion:

Some waste services have not been subject to tender and therefore don't give a guarantee of value for money. Tendering both waste collection and processing contracts ensures ratepayers are receiving value for money and reduces our risk exposure.

STRATEGIC IMPLICATIONS

Shire of Mundaring Council Plan 2024 - 2034

Objective 2 - Sustainable Environments

Outcome 2.2. - Adopt sustainable waste management practices to strive for zero waste.

OFFICER COMMENT

The waste service arrangements with the EMRC are currently being reviewed with the EMRC to ascertain what must be continued, what could be continued and what can't be continued. The Kerbside recycling contract with Cleanaway is locked in until June 2028.

Some arrangements with the EMRC appear set in place for example the Interim FOGO supply agreement with the EMRC operates till February 2027 including if a member withdraws.

The WtE supply contract is a 20 year commitment regardless if a member withdraws. Until the WtE operates it makes sense to continue to take waste to Redhill as a commercial customer.

Others such as the Regional Waste Collection Services had an intent to use these services for a period of ten years with a prefunded capital component for trucks being paid back over the first five years through the operating lift rate charge. Should this be wound up the ownership of the trucks would transfer to the Shire with the reduced amount of the prefunded capital component roughly equally the depreciated value of the trucks.

The management of the community recycling centres and CDS by EMRC is at cost plus 10% and operates as a customer agreement with the ability for either party to terminate with 12 months' notice. No commercial operator would operate at direct cost with only a 10% margin.

A prebooked bulk verge collection service was originally proposed to be operated through the regional waste services contract however with the impending changes this was not pursued and instead was advertised in the public market. The results of this will be presented at the February Council forum to seek feedback before a report to the March 2025 Council meeting to resolve awarding of this contract.

Given the matters with the EMRC are unresolved and would influence how several of the waste services will or may run it is premature given the contractual uncertainty to tender these services to commence in July 2025 at this time apart from the prebooked bulk verge collection service. It is noted that some waste services may also be best brought in house which requires some time to analyse.

A commitment from officers is given that once the uncertainty of these matters is finalised further feedback and direction from Council will be sought on how to proceed with waste services.

An alternative motion could therefore be;

That Council instructs the CEO to present waste delivery options for all Waste Management Services once clarity has been reached on EMRC service requirements.

VOTING REQUIREMENT

Simple Majority

MOTION
That Council instructs the CEO to initiate tender processes for all Waste Management service contracts to inform the 2025/26 fees and charges.

UPDATED MOTION
That Council instructs the CEO to initiate tender processes for all Waste Management service contracts.

6.56pm Meeting closed to the Public

MOTION / COUNCIL DECISION		C8.02.25	
Moved by	Cr Cook	Seconded by	Cr Cicchini
That Council closes the meeting to members of the public in order to consider agenda Items 11.1 and 10.1 pursuant to the <i>Local Government Act 1995</i> , Section 5.23(2)(e(ii)).			
CARRIED 8/0			
For:	Pres McNeil, Cr Cook, Cr Ellery, Cr Jeans, Cr Mehta, Cr Daw, Cr Zlatnik and Cr Cicchini		
Against:	Nil		

MOTION / COUNCIL DECISION		C9.02.25	
Moved by	Cr Cook	Seconded by	Cr Cicchini
That Cr Ellery be allowed a three-minute extension of time to speak to this item, in accordance with clause 6.11 of the <i>Shire of Mundaring Meeting Procedures Local Law 2015</i> .			
CARRIED 8/0			
For:	Pres McNeil, Cr Cook, Cr Ellery, Cr Jeans, Cr Mehta, Cr Daw, Cr Zlatnik and Cr Cicchini		
Against:	Nil		

7.06pm Cr Ellery left the meeting

7.07pm Cr Ellery returned to the room

MOTION			
Moved by	Cr Ellery	Seconded by	Pres McNeil
That Council instructs the CEO to initiate tender processes for all Waste Management service contracts.			
LOST 2/6			
For:	Pres McNeil and Cr Ellery		
Against:	Cr Cook, Cr Jeans, Cr Mehta, Cr Daw, Cr Zlatnik and Cr Cicchini		

7.31pm Meeting Adjourned

MOTION / COUNCIL DECISION			C10.02.25
Moved by	Cr Cook	Seconded by	Cr Zlatnik
That the meeting be adjourned until 7.36pm.			
			CARRIED 8/0
For:	Cr Cook, Cr Jeans, Cr Mehta, Cr Daw, Cr Zlatnik and Cr Cicchini		
Against:	Pres McNeil and Cr Ellery		

7.35pm Cr Cicchini left the meeting

7.36pm Meeting Resumed

The meeting resumed with the following elected members in attendance:

Council Members	Pres Paige McNeil (Presiding Member)	Shire President
	Cr Trish Cook (Deputy President)	South Ward
	Cr Luke Ellery (attending via electronic means)	South Ward
	Cr Doug Jeans	Central Ward
	Cr Prapti Mehta	Central Ward
	Cr John Daw	East Ward
	Cr Neridah Zlatnik	East Ward

7.40pm Cr Cicchini returned to the meeting

MOTION / COUNCIL DECISION			C11.02.25
Moved by	Cr Cook	Seconded by	Cr Zlatnik
That Council Instructs the CEO to present a preliminary discussion paper at the 2025 February Council Forum regarding delivery options for all waste management services, including shared or in-house waste management process options.			
			CARRIED 8/0
For:	Pres McNeil, Cr Cook, Cr Ellery, Cr Jeans, Cr Mehta, Cr Daw, Cr Zlatnik and Cr Cicchini		
Against:	Nil		

10.1 Tender Outcome - Design and Construction Supervision for Mundaring Cultural Hub

File Code	PR.RFT 04.2425
Author	Rene Baur, Manager Building Assets
Senior Employee	Shane Purdy, Director Infrastructure Services
Disclosure of Any Interest	Nil
Attachments	1. Recommendation Report PR.RFT 04.2425 Mundaring Cultural Hub (confidential) (under separate cover)

PURPOSE

A significant component of the Mundaring town centre revitalisation project is the construction of a new Mundaring Cultural Hub building. The services of suitably qualified, experienced consultants to develop initial concept designs, operational modelling analysis, community engagement and further development of an accepted concept design, followed by detail design and documentation, construction tender assistance and contract superintendence and administration services for construction of the Mundaring Cultural Hub was advertised.

This report recommends Council award a tender for the design and construction supervision for the Mundaring Cultural Hub to Respondent D at their tendered sum of \$1,550,915 excluding GST.

BACKGROUND

The Mundaring Cultural Hub project represents a landmark initiative for the Shire. Replacing a range of existing community facilities in the Mundaring Town Centre, it will be a dynamic facility that serves as a cornerstone for learning, community support, community engagement and cultural expression in the Shire of Mundaring. The Cultural Hub will be a vibrant space that brings together diverse segments of the community and will provide a wide range of amenities designed to cater to the cultural and civic needs of residents and visitors alike. The Hub will not only celebrate the rich heritage of the region but also provide a platform for contemporary cultural and artistic endeavours, making it a focal point for lifelong learning and sustainable tourism.

Targeted at a broad audience that includes local residents, regional visitors, artists, and community groups, the Mundaring Cultural Hub aims to be an inclusive and accessible space that reflects the diverse needs and aspirations of the community.

At the 12 March 2024 Ordinary Council meeting it was resolved (OCM C12.03.24);

That Council refine the focus of the Mundaring Town Centre Revitalisation and Multi-Purpose Community Facility (MPCF) project as follows and as per Scenario 4 (Attachment 2):

- 1. A budget range of \$20 - \$25 million to deliver an initial implementation stage of the Mundaring Town Centre Revitalisation and MPCF project.*
- 2. Strong advocacy actions to secure grant funding to reduce the component funded through loan financing.*

3. *Preference for the MPCF to be multi-storey in order to minimize footprint and maximise floor space for community spaces.*
4. *The priority community services to be considered for inclusion in the MPCF, with a focus on shared use spaces, are:*
 - *Library – including community toy library;*
 - *Community health clinic (incorporating existing child health clinic service);*
 - *Arts centre;*
 - *Visitor centre;*
 - *Local history museum; and*
 - *Shared use, multi-purpose community spaces.*
5. *The priority precinct upgrades to be undertaken are, in order:*
 - *Outdoor amphitheatre;*
 - *upgraded public amenities;*
 - *streetscape improvements and landscaping focused on improving pedestrian connectivity and amenity, encouraging a diverse range of use for outdoor spaces and addressing community parking concerns*
 - *place activation*
6. *Explore the inclusion of complementary commercial opportunities e.g. tourism/art retail and/or hospitality during the design stage.*

A Request for Tender (RFT 04.2425) was called for these works on Wednesday 13 November 2024.

Tenders for the Cultural Hub construction works were invited by state-wide public notice with an advertisement in the West Australian newspaper, on Tenderlink and the Shire's website on Wednesday 13 November 2024, to close at 12 noon Friday 20 December 2024.

A compulsory site inspection and briefing was held at the site of the proposed building at 9:00am Friday 22 November 2024. 21 representatives (from 20 firms) attended the compulsory inspection.

Within the price schedules of the tender document, each stage of work was listed separately for detailed costings. The first two stages, with cost estimates by a quantity surveyor (concepts and detail design), includes a hold point and authorisation by Council before proceeding.

At close of tender on Friday 20 December 2024, seven tender submissions were received. These are shown in the following table, along with prices tendered for all stages of work, excluding GST:

Tenderer	Tendered Price Ex GST
Respondent A	1,578,350
Respondent B	1,578,033
Respondent C	1,483,785
Respondent D	1,550,915
Respondent E	2,076,380
Respondent F	1,485,288
Respondent G	1,343,045

The published qualitative assessment criteria for the tender were as follows:

- Experience of Respondent in Completing Similar Projects – 35%
- Key Personnel and Skills – 35%
- Organisational Capacity and Methodology to Deliver Services – 20%
- Local Content – 10%

Assessment of the submissions against the tender criteria were carried out by the tender assessment panel. The panel was comprised of the Shire's Director Infrastructure Services, Director Corporate Services, Director Strategic and Community Services and Manager Building Assets.

The recommendation report of the assessment panel for the tender is included as confidential attachment one.

STATUTORY / LEGAL IMPLICATIONS

As the value of the project exceeds tendering thresholds, a public tender process in accordance with the *Local Government Act 1995* and Regulations was required.

The tender was advertised state wide, given more than the minimum time for response, and assessed in accordance with the *Local Government (Functions and General) Regulations 1996*.

POLICY IMPLICATIONS

Nil

FINANCIAL IMPLICATIONS

A budget range of \$20 - \$25 million to deliver an initial implementation stage of the Mundaring Town Centre Revitalisation and MPCF project was adopted by Council in March 2025. This funding was distributed over the anticipated four-year timeframe of the project. Since this time the Shire has been advised of grant funding under the Thriving Suburbs Program totalling \$15M. The grant paperwork has yet to be received.

Other grants continue to be sought including from the Housing Support Program - Community Enabling Infrastructure Stream, Urban Precincts and Partnerships Program, Changing Places and Lotterywest.

STRATEGIC IMPLICATIONS

Shire of Mundaring Council Plan 2024 - 2034

Objective 7 - Sustainable Places

Outcome 7.1 - Support the development of vibrant, attractive and welcoming town centres and local hubs.

SUSTAINABILITY IMPLICATIONS

This flagship building will emphasise all five sustainability principles in its construction to enhance the Shire as the place for sustainable living. Achieving an outstanding Environmentally Sustainable Design is a key objective for the appointed consultant.

RISK IMPLICATIONS

Risk: Not awarding the tender could result in cancellation of or delay in constructing the facility, resulting in reputational damage through public dissatisfaction.		
Likelihood	Consequence	Rating
Unlikely	Moderate	Moderate
Action / Strategy		
Award of tender to the recommended Respondent.		

CORPORATE COMMUNICATIONS

The Council Decision will be communicated in the following way/s.

Direct to stakeholder/s	X
Website article/ post	X
Social media post	X
Print article/ media release	X
E-newsletter/ Community update	X
Advertisement	
Nil	

EXTERNAL CONSULTATION

A compulsory on-site briefing was conducted for prospective tenderers.

COMMENT

The tender was structured to allow staging to enable Council to have decision hold points before proceeding to the next steps of the project.

Respondent D has achieved the highest score of all tenders submitted, along with a price placed in the mid-range (median) of the general market response, as well as a higher points response from their referees.

Referee checks found the Respondent to have carried out all functions required under this tender on multiple projects, to be co-operative, highly competent and a good problem solver who delivers projects on time.

A detailed methodology to the operational and commercial modelling work component was provided and the company has experience with undertaking and delivering a number of quality community facilities.

It is therefore considered that Company D represents best value for money and it is recommended they be awarded the work.

VOTING REQUIREMENT

Simple Majority

OFFICER RECOMMENDATION

That Council awards the contract for Request for Tender 04/2425 Architectural Services for Mundaring Cultural Hub Construction Project to **Company D** at their tendered sum of \$1,550,915 excluding GST.

8.03pm Meeting Adjourned

MOTION / COUNCIL DECISION

C12.02.25

Moved by Cr Cook Seconded by Cr Jeans

That the meeting be adjourned until 8.08pm.

CARRIED 8/0

For: Pres McNeil, Cr Cook, Cr Ellery, Cr Jeans, Cr Mehta, Cr Daw, Cr Zlatnik and Cr Cicchini

Against: Nil

8.10pm Meeting Resumed

The meeting resumed with the following elected members in attendance:

Council Members	Pres Paige McNeil (Presiding Member) Cr Trish Cook (Deputy President) Cr Doug Jeans Cr Prapti Mehta Cr John Daw Cr Neridah Zlatnik Cr Jo Cicchini	Shire President South Ward Central Ward Central Ward East Ward East Ward West Ward
------------------------	---	--

8.10pm Cr Ellery left the meeting and did not return.

MOTION / COUNCIL DECISION			C13.02.25
Moved by	Cr Mehta	Seconded by	Cr Zlatnik
That Council:			
1. That debate on this motion be adjourned until the Ordinary Council Meeting to be held in March 2025, to allow for presentations from the top three respondents to be made to Council.			
			CARRIED 7/0
For:	Pres McNeil, Cr Cook, Cr Jeans, Cr Mehta, Cr Daw, Cr Zlatnik and Cr Cicchini		
Against:	Nil		

8.15pm Meeting Opened to Public

MOTION / COUNCIL DECISION			C14.02.25
Moved by	Cr Mehta	Seconded by	Cr Daw
That the meeting again be opened to the public.			
			CARRIED 7/0
For:	Pres McNeil, Cr Cook, Cr Jeans, Cr Mehta, Cr Daw, Cr Zlatnik and Cr Cicchini		
Against:	Nil		

Once the meeting was reopened to the public, the Shire President read aloud to the meeting the two substantive motions that were adopted by Council behind closed doors.

12.0 URGENT BUSINESS (LATE REPORTS)

Nil

13.0 CONFIDENTIAL REPORTS

Nil

14.0 CLOSING PROCEDURES

14.1 Date, Time and Place of the Next Meeting

The next Ordinary Council meeting will be held on Tuesday, 11 March 2025 at 6:30pm in the Council Chamber.

14.2 Closure of the Meeting

The Presiding Member declared the meeting closed at 8.17pm.